

Annual Technical Report

2026–2027



This **Annual Technical Report**, presents a comprehensive analysis of tournament performances throughout the 2026–2027 cycle. Using match data, tactical observations, and comparative benchmarks, the report identifies key football trends, playing styles, and development patterns observed across participating nations.

55

National associations

180

Matches played

1100

Players participated

1

Technical Report



79%

Overall Passing Accuracy

45%

1-4-2-3-1 Most Used Formation

9.1

Overall PPDA Pressing Intensity

How to read this annual report

Report construction

- Each national association receives one dedicated 16:9 slide with a crest, flag-colour branding, tactical phase description and three visuals.
- Scotland, Romania, Cyprus and Wales incorporate figures from the uploaded U16 tournament report sample.
- All other association pages use modelled technical profiles to demonstrate the final report design, chart placement and workflow logic.
- Charts are intentionally prepared for later replacement by live database outputs and tagged video references.

What each nation page includes

Key Tactical Style of Play, Team Formations, In Possession, Out of Possession, Transitions, Best Players, Features, Strengths, Development Areas and benchmark datasets against UEFA-wide reference lines.



50%

UEFA reference possession line used for nation comparisons and line-chart context.



8.0

Reference PPDA threshold. Lower values indicate more aggressive pressing behaviour.




79%

Reference pass accuracy benchmark across the deck for comparative profiling.



3

Standard visual set per page: pie chart, line chart and formation / line-up board.



UEFA-wide tactical themes and visual references

Build-up play

Across the model, higher-tier associations lean toward 3-2 or 2-3 first-phase structures with goalkeeper involvement, interior support angles and clear width occupation from wingers or advanced fullbacks.



Out of possession

Two recurring behaviours dominate: a front-foot 4-4-2 / 4-1-4-1 press in stronger possession teams, and a compact 4-5-1 / 4-4-2 mid-block in associations prioritising transition control and central protection.



Transitions

Developing sides often create value through first-pass speed after regain, while top possession teams gain advantage from immediate rest-defence protection and central counter-press access.



REFERENCE LINE

50%

Possession benchmark for the line-chart and nation comparison narrative.

REFERENCE LINE

79%

Pass accuracy benchmark for build-up efficiency and risk profile.

REFERENCE LINE

8.0 PPDA

Lower value indicates more aggressive pressing and shorter opponent build phases.



Key Tactical Style of Play

Transition-led model with reactive pressing

Counterattack threat

Wide transition runs

Aggressive duels

Team Formations

In possession: 4-2-3-1 with wide release

Out of possession: 4-5-1 / 4-4-2 compact block

Overall reading: 2-3-2-3 with quick wide release | 4-5-1 to 4-4-2 defensive shift

In Possession

The model aims to reach **39.4** final-third passes and **7.6** box receptions per match-window, with a strong focus on support angles around the pivot and width occupation to stretch the last line.

- Front line attacks space immediately
- Nearest 8 supports first pass
- Fullbacks recover early into line of four

Out of Possession

The defensive reference is a **mid-to-low** block. With PPDA at **7.91**, the team profile is more aggressive than the deck benchmark and uses compact distances to protect the central lane.

Transitions

Transition value is created through the first pass after regain and the positioning of the nearest 8/10 around the ball zone. The page is prepared for direct clip linking: regain, first pass, second action, finish.

POSSESSION

46.8%

below UEFA deck avg

PASS ACCURACY

78.0%

below UEFA deck avg

PPDA

7.91

more aggressive than avg

XG WINDOW

3.63

sample/report model

SHOTS / MATCH

10.0

chance volume

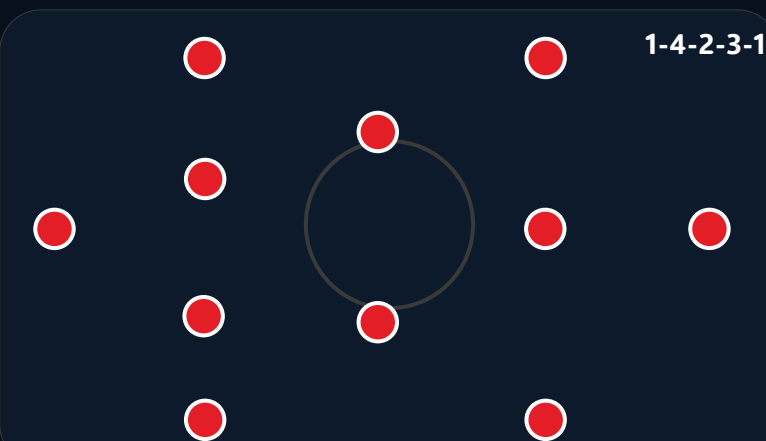
FINAL-3RD PASSES

39.4

progression index



Possession / pressing trend



Best Players

- Marko Stojanov — deep build-up midfielder
- Luka Jovanović — left-sided ball-progressor
- Andrei Popescu — pressing forward



Features

Counterattack threat, Wide transition runs, Aggressive duels.

Strengths


- Quick vertical release after regain
- Open-field attacking threat
- Early forward passing after recoveries

Development Areas

- Improve control after first vertical pass
- Reduce forced long defending sequences

Nation comparison

Relative to the UEFA deck line, Albania sits **below** average in possession, **below** average in pass accuracy and is **more aggressive** than the pressing benchmark. The current profile suggests more value from transition and direct territory gain.





Key Tactical Style of Play

Balanced development model with selective progression

- Clear role discipline
- Variable block height
- Selective progression

Team Formations

In possession: 4-3-3 with measured first phase

Out of possession: 4-1-4-1 compact block

Overall reading: 2-3-5 in patient phases | 4-1-4-1 compact organisation

In Possession

The model aims to reach **30.5** final-third passes and **6.1** box receptions per match-window, with a strong focus on support angles around the pivot and width occupation to stretch the last line.

- Pivot offers safe outlet
- Wide players protect transition lanes
- Centre-backs prioritise spacing before progression

Out of Possession

The defensive reference is a **mid-to-low** block. With PPDA at **8.98**, the team profile is less aggressive than the deck benchmark and uses compact distances to protect the central lane.

Transitions

Transition value is created through the first pass after regain and the positioning of the nearest 8/10 around the ball zone. The page is prepared for direct clip linking: regain, first pass, second action, finish.

POSSESSION

42.8%

below UEFA deck avg

PASS ACCURACY

72.4%

below UEFA deck avg

PPDA

8.98

less aggressive than avg

XG WINDOW

2.54

sample/report model

SHOTS / MATCH

9.8

chance volume

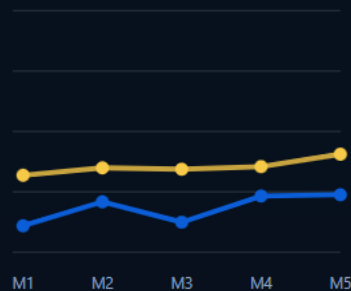
FINAL-3RD PASSES

30.5

progression index



Possession / pressing trend



Best Players

- Pablo Moreno — deep build-up midfielder
- Rafael Costa — left-sided ball-progressor
- João Silva — pressing forward



Features

Clear role discipline, Variable block height, Selective progression.

Strengths


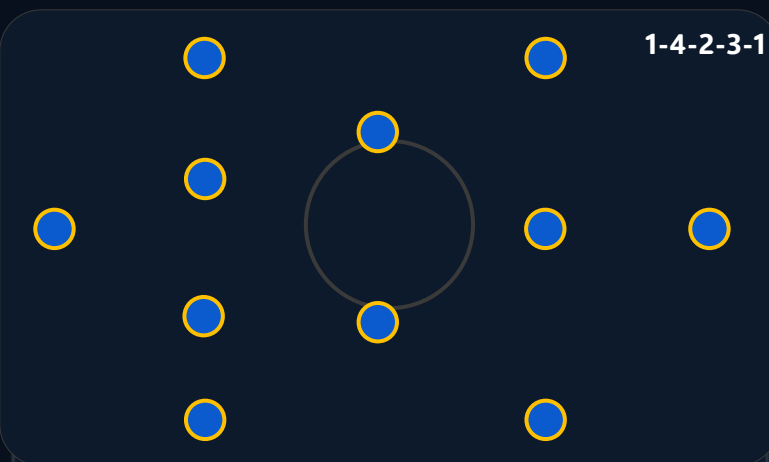
- Clear task discipline in basic structure
- Competitive intensity in both boxes
- Adaptable block heights by opponent

Development Areas

- Raise consistency in build-up support angles
- Increase box arrivals from midfield

Nation comparison

Relative to the UEFA deck line, Andorra sits **below** average in possession, **below** average in pass accuracy and is **less aggressive** than the pressing benchmark. The current profile suggests stable but lower-event control phases.





Key Tactical Style of Play

Transition-led model with reactive pressing

- Counterattack threat
- Wide transition runs
- Aggressive duels

Team Formations

In possession: 4-2-3-1 with wide release

Out of possession: 4-5-1 / 4-4-2 compact block

Overall reading: 2-3-2-3 with quick wide release | 4-5-1 to 4-4-2 defensive shift

In Possession

The model aims to reach **39.3** final-third passes and **7.2** box receptions per match-window, with a strong focus on support angles around the pivot and width occupation to stretch the last line.

- Front line attacks space immediately
- Nearest 8 supports first pass
- Fullbacks recover early into line of four

Out of Possession

The defensive reference is a **mid-to-low** block. With PPDA at **7.88**, the team profile is more aggressive than the deck benchmark and uses compact distances to protect the central lane.

Transitions

Transition value is created through the first pass after regain and the positioning of the nearest 8/10 around the ball zone. The page is prepared for direct clip linking: regain, first pass, second action, finish.

POSSESSION

47.7%

below UEFA deck avg

PASS ACCURACY

76.0%

below UEFA deck avg

PPDA

7.88

more aggressive than avg

XG WINDOW

3.4

sample/report model

SHOTS / MATCH

9.1

chance volume

FINAL-3RD PASSES

39.3


progression index



Possession / pressing trend



Left 39% Centre 36% Right 25%



Best Players

- Nursultan Bekov — deep build-up midfielder
- Davit Mikadze — left-sided ball-progressor
- Ilya Sokolov — pressing forward



Features

Counterattack threat, Wide transition runs, Aggressive duels.

Strengths


- Quick vertical release after regain
- Open-field attacking threat
- Early forward passing after recoveries

Development Areas

- Improve control after first vertical pass
- Reduce forced long defending sequences

Nation comparison

Relative to the UEFA deck line, Armenia sits **below** average in possession, **below** average in pass accuracy and is **more aggressive** than the pressing benchmark. The current profile suggests more value from transition and direct territory gain.





Key Tactical Style of Play

Mid-block control with measured circulation

- Mid-block control
- Set structure
- Tempo management

Team Formations

In possession: 4-3-3 with safer first phase

Out of possession: 4-4-2 mid block

Overall reading: 2-3-5 in longer attacks | 4-4-2 compact block

In Possession

The model aims to reach **48.8** final-third passes and **8.8** box receptions per match-window, with a strong focus on support angles around the pivot and width occupation to stretch the last line.

- Double pivot protects central lane
- Wide midfielders track fullback runs
- Back line holds compact distances

Out of Possession

The defensive reference is a **high-to-mid** block. With PPDA at **7.27**, the team profile is more aggressive than the deck benchmark and uses compact distances to protect the central lane.

Transitions

Transition value is created through the first pass after regain and the positioning of the nearest 8/10 around the ball zone. The page is prepared for direct clip linking: regain, first pass, second action, finish.

POSSESSION

53.4%

above UEFA deck avg

PASS ACCURACY

80.0%

above UEFA deck avg

PPDA

7.27

more aggressive than avg

XG WINDOW

4.63

sample/report model

SHOTS / MATCH

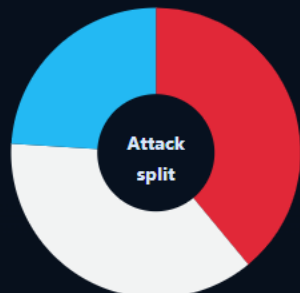
13.7

chance volume

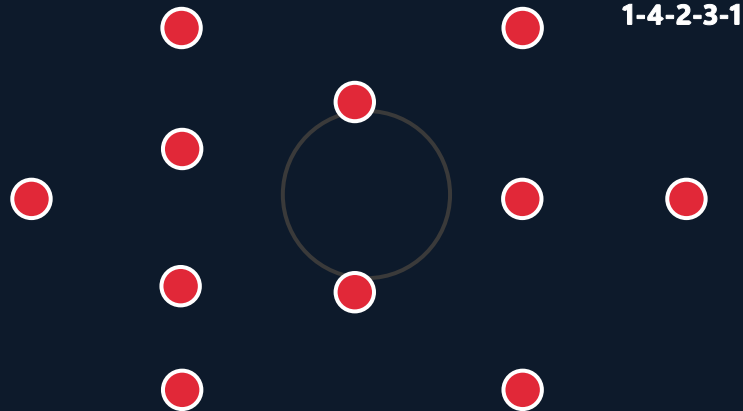
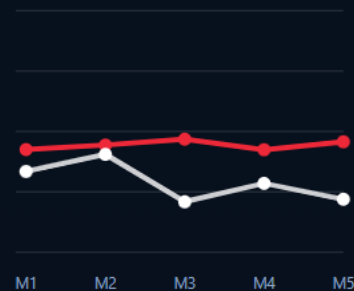
FINAL-3RD PASSES

48.8

progression index



Possession / pressing trend



Best Players

- Daniel Ionescu — deep build-up midfielder
- Sami Lehtinen — left-sided ball-progressor
- Andreas Georgiou — pressing forward



Features

Mid-block control, Set structure, Tempo management.

Strengths


- Compact defensive distances
- Stable line coordination
- Efficient recovery runs

Development Areas

- Increase attacking risk after controlled recoveries
- Find more line-breaking passes from central midfield

Nation comparison

Relative to the UEFA deck line, Austria sits **above** average in possession, **above** average in pass accuracy and is **more aggressive** than the pressing benchmark. The current profile suggests stable but lower-event control phases.





Key Tactical Style of Play

Balanced development model with selective progression

- Clear role discipline
- Variable block height
- Selective progression

Team Formations

In possession: 4-3-3 with measured first phase

Out of possession: 4-1-4-1 compact block

Overall reading: 2-3-5 in patient phases | 4-1-4-1 compact organisation

In Possession

The model aims to reach **41.3** final-third passes and **6.9** box receptions per match-window, with a strong focus on support angles around the pivot and width occupation to stretch the last line.

- Pivot offers safe outlet
- Wide players protect transition lanes
- Centre-backs prioritise spacing before progression

Out of Possession

The defensive reference is a **mid-to-low** block. With PPDA at **9.2**, the team profile is less aggressive than the deck benchmark and uses compact distances to protect the central lane.

Transitions

Transition value is created through the first pass after regain and the positioning of the nearest 8/10 around the ball zone. The page is prepared for direct clip linking: regain, first pass, second action, finish.

POSSESSION

43.2%

below UEFA deck avg

PASS ACCURACY

74.9%

below UEFA deck avg

PPDA

9.2

less aggressive than avg

XG WINDOW

3.35

sample/report model

SHOTS / MATCH

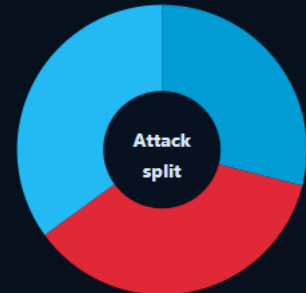
10.8

chance volume

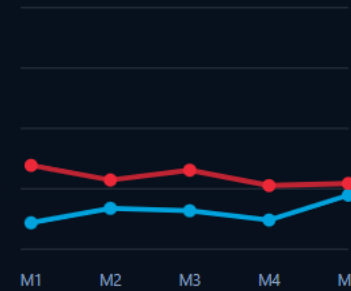
FINAL-3RD PASSES

41.3

progression index



Possession / pressing trend



Best Players

- Ilya Sokolov — deep build-up midfielder
- Levon Sargsyan — left-sided ball-progressor
- Artem Melnyk — pressing forward



Features

Clear role discipline, Variable block height, Selective progression.

Strengths

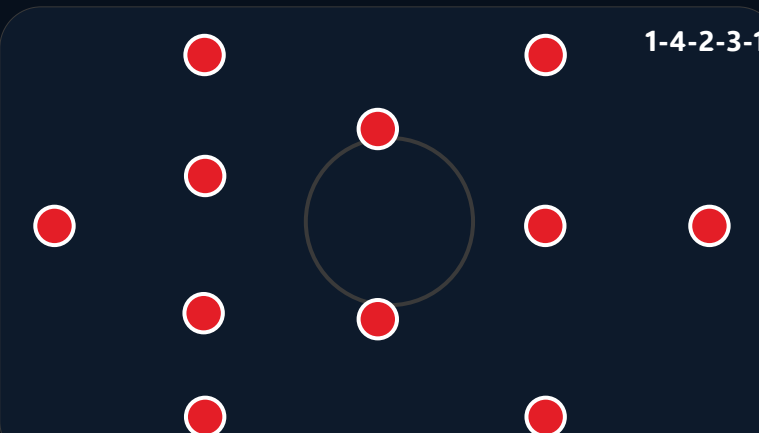
- Clear task discipline in basic structure
- Competitive intensity in both boxes
- Adaptable block heights by opponent

Development Areas

- Raise consistency in build-up support angles
- Increase box arrivals from midfield

Nation comparison

Relative to the UEFA deck line, Azerbaijan sits **below** average in possession, **below** average in pass accuracy and is **less aggressive** than the pressing benchmark. The current profile suggests stable but lower-event control phases.





Key Tactical Style of Play

Balanced development model with selective progression

- Clear role discipline
- Variable block height
- Selective progression

Team Formations

In possession: 4-3-3 with measured first phase

Out of possession: 4-1-4-1 compact block

Overall reading: 2-3-5 in patient phases | 4-1-4-1 compact organisation

In Possession

The model aims to reach **40.7** final-third passes and **6.6** box receptions per match-window, with a strong focus on support angles around the pivot and width occupation to stretch the last line.

- Pivot offers safe outlet
- Wide players protect transition lanes
- Centre-backs prioritise spacing before progression

Out of Possession

The defensive reference is a **mid-to-low** block. With PPDA at **9.11**, the team profile is less aggressive than the deck benchmark and uses compact distances to protect the central lane.

Transitions

Transition value is created through the first pass after regain and the positioning of the nearest 8/10 around the ball zone. The page is prepared for direct clip linking: regain, first pass, second action, finish.

POSSESSION

44.3%

below UEFA deck avg

PASS ACCURACY

76.7%

below UEFA deck avg

PPDA

9.11

less aggressive than avg

XG WINDOW

3.3

sample/report model

SHOTS / MATCH

11.7

chance volume

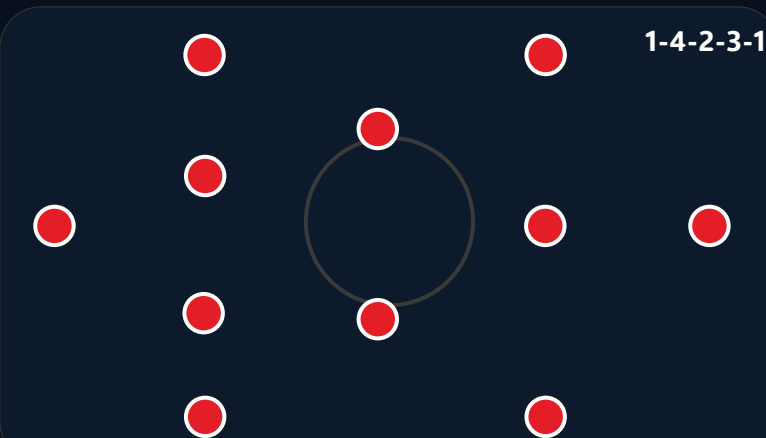
FINAL-3RD PASSES

40.7

progression index



Possession / pressing trend



Best Players

- Ilya Sokolov — deep build-up midfielder
- Davit Mikadze — left-sided ball-progressor
- Artem Melnyk — pressing forward



Features

Clear role discipline, Variable block height, Selective progression.

Strengths

- Clear task discipline in basic structure
- Competitive intensity in both boxes
- Adaptable block heights by opponent

Development Areas

- Raise consistency in build-up support angles
- Increase box arrivals from midfield

Nation comparison

Relative to the UEFA deck line, Belarus sits **below** average in possession, **below** average in pass accuracy and is **less aggressive** than the pressing benchmark. The current profile suggests stable but lower-event control phases.





Belgium

Annual technical profile • one-page federation summary



Key Tactical Style of Play

Positional build-up with controlled rest-defence

Build-up through thirds

Attacks with width

Rest-defence control

Team Formations

In possession: 4-3-3 into 3-2-5

Out of possession: 4-1-4-1 / 4-4-2 hybrid press

Overall reading: 3-2-5 in settled possession | 4-1-4-1 without the ball

In Possession

The model aims to reach **55.6** final-third passes and **12.1** box receptions per match-window, with a strong focus on support angles around the pivot and width occupation to stretch the last line.

- Goalkeeper as +1 in first phase
- 6 drops to connect centre-backs
- Wingers hold width while fullbacks underlap

Out of Possession

The defensive reference is a **high-to-mid** block. With PPDA at **6.7**, the team profile is more aggressive than the deck benchmark and uses compact distances to protect the central lane.

Transitions

Transition value is created through the first pass after regain and the positioning of the nearest 8/10 around the ball zone. The page is prepared for direct clip linking: regain, first pass, second action, finish.

POSSESSION

56.2%

above UEFA deck avg

PASS ACCURACY

82.7%

above UEFA deck avg

PPDA

6.7

more aggressive than avg

XG WINDOW

4.86

sample/report model

SHOTS / MATCH

13.8

chance volume


FINAL-3RD PASSES

55.6

progression index



Possession / pressing trend



Best Players

- Marco Silva — deep build-up midfielder
- Tomas Novak — left-sided ball-progressor
- Daniel Ionescu — pressing forward



Features

Build-up through thirds, Attacks with width, Rest-defence control.

Strengths

- Controlled first-phase build-up
- Strong central occupation between lines
- High pass accuracy under pressure

Development Areas

- Increase penalty-box occupation on opposite-side attacks
- Accelerate final action after controlled entries

Nation comparison

Relative to the UEFA deck line, Belgium sits **above** average in possession, **above** average in pass accuracy and is **more aggressive** than the pressing benchmark. The current profile suggests greater control through the thirds.





Bosnia and Herzegovina

Annual technical profile • one-page federation summary



Key Tactical Style of Play

Direct progression with aggressive pressing triggers

- Direct progression
- Front-foot pressing
- Second-ball focus

Team Formations

In possession: 4-2-3-1 with early vertical service

Out of possession: 4-4-2 front press

Overall reading: 2-4-4 / 4-2-3-1 in attack | 4-4-2 first-line press

In Possession

The model aims to reach **35.7** final-third passes and **6.1** box receptions per match-window, with a strong focus on support angles around the pivot and width occupation to stretch the last line.

- 9 sets depth early
- 10 attacks second ball zone
- Fullbacks support with earlier delivery

Out of Possession

The defensive reference is a **mid-to-low** block. With PPDA at **8.93**, the team profile is less aggressive than the deck benchmark and uses compact distances to protect the central lane.

Transitions

Transition value is created through the first pass after regain and the positioning of the nearest 8/10 around the ball zone. The page is prepared for direct clip linking: regain, first pass, second action, finish.

POSSESSION

43.6%

below UEFA deck avg

PASS ACCURACY

74.8%

below UEFA deck avg

PPDA

8.93

less aggressive than avg

XG WINDOW

3.45

sample/report model

SHOTS / MATCH

11.3

chance volume

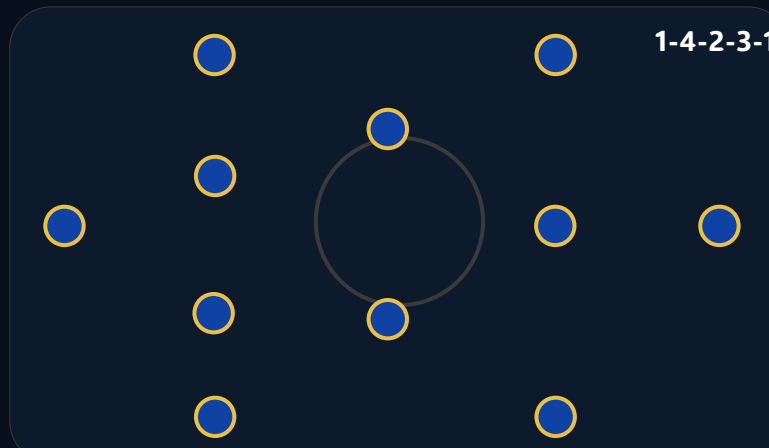
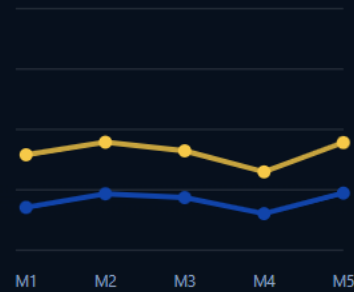
FINAL-3RD PASSES

35.7

progression index



Possession / pressing trend



Best Players

- Marko Stojanov — deep build-up midfielder
- Petar Dimitrov — left-sided ball-progressor
- Andrei Popescu — pressing forward



Features

Direct progression, Front-foot pressing, Second-ball focus.

Strengths

- Fast access into advanced zones
- High volume of final-third entries
- Direct service into front line

Development Areas

- Improve shot selection after fast attacks
- Reduce structural stretching after first pass forward

Nation comparison

Relative to the UEFA deck line, Bosnia and Herzegovina sits **below** average in possession, **below** average in pass accuracy and is **less aggressive** than the pressing benchmark. The current profile suggests more value from transition and direct territory gain.





Bulgaria

Annual technical profile • one-page federation summary



Key Tactical Style of Play

Direct progression with aggressive pressing triggers

- Direct progression
- Front-foot pressing
- Second-ball focus

Team Formations

In possession: 4-2-3-1 with early vertical service

Out of possession: 4-4-2 front press

Overall reading: 2-4-4 / 4-2-3-1 in attack | 4-4-2 first-line press

In Possession

The model aims to reach **39.9** final-third passes and **7.6** box receptions per match-window, with a strong focus on support angles around the pivot and width occupation to stretch the last line.

- 9 sets depth early
- 10 attacks second ball zone
- Fullbacks support with earlier delivery

Out of Possession

The defensive reference is a **high-to-mid** block. With PPDA at **7.46**, the team profile is more aggressive than the deck benchmark and uses compact distances to protect the central lane.

Transitions

Transition value is created through the first pass after regain and the positioning of the nearest 8/10 around the ball zone. The page is prepared for direct clip linking: regain, first pass, second action, finish.

POSSESSION

48.1%

below UEFA deck avg

PASS ACCURACY

76.8%

below UEFA deck avg

PPDA

7.46

more aggressive than avg

XG WINDOW

4.23

sample/report model

SHOTS / MATCH

10.0

chance volume

FINAL-3RD PASSES

39.9

progression index



Possession / pressing trend



Left 33% Centre 33% Right 34%

M1 M2 M3 M4 M5

Best Players

- Marko Stojanov — deep build-up midfielder
- Petar Dimitrov — left-sided ball-progressor
- Luka Jovanović — pressing forward



Features

Direct progression, Front-foot pressing, Second-ball focus.

Strengths

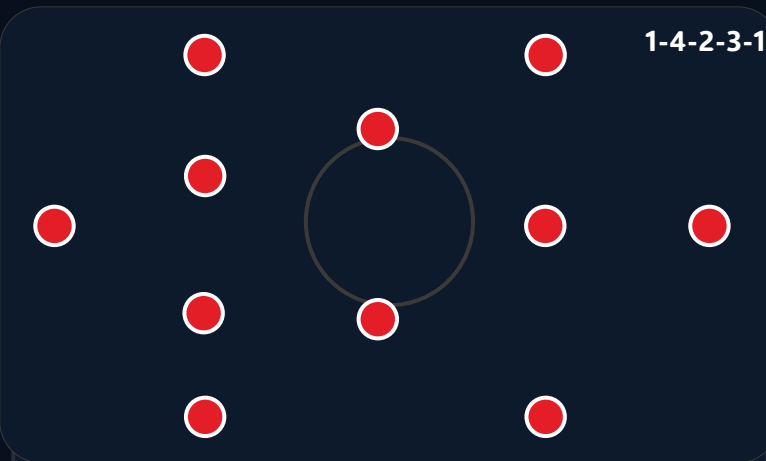
- Fast access into advanced zones
- High volume of final-third entries
- Direct service into front line

Development Areas

- Improve shot selection after fast attacks
- Reduce structural stretching after first pass forward

Nation comparison

Relative to the UEFA deck line, Bulgaria sits **below** average in possession, **below** average in pass accuracy and is **more aggressive** than the pressing benchmark. The current profile suggests more value from transition and direct territory gain.





Key Tactical Style of Play

Direct progression with aggressive pressing triggers

- Direct progression
- Front-foot pressing
- Second-ball focus

Team Formations

In possession: 4-2-3-1 with early vertical service

Out of possession: 4-4-2 front press

Overall reading: 2-4-4 / 4-2-3-1 in attack | 4-4-2 first-line press

In Possession

The model aims to reach **43.5** final-third passes and **9.9** box receptions per match-window, with a strong focus on support angles around the pivot and width occupation to stretch the last line.

- 9 sets depth early
- 10 attacks second ball zone
- Fullbacks support with earlier delivery

Out of Possession

The defensive reference is a **high-to-mid** block. With PPDA at **7.34**, the team profile is more aggressive than the deck benchmark and uses compact distances to protect the central lane.

Transitions

Transition value is created through the first pass after regain and the positioning of the nearest 8/10 around the ball zone. The page is prepared for direct clip linking: regain, first pass, second action, finish.

POSSESSION

48.6%

below UEFA deck avg

PASS ACCURACY

81.7%

above UEFA deck avg

PPDA

7.34

more aggressive than avg

XG WINDOW

4.69

sample/report model

SHOTS / MATCH

12.3

chance volume

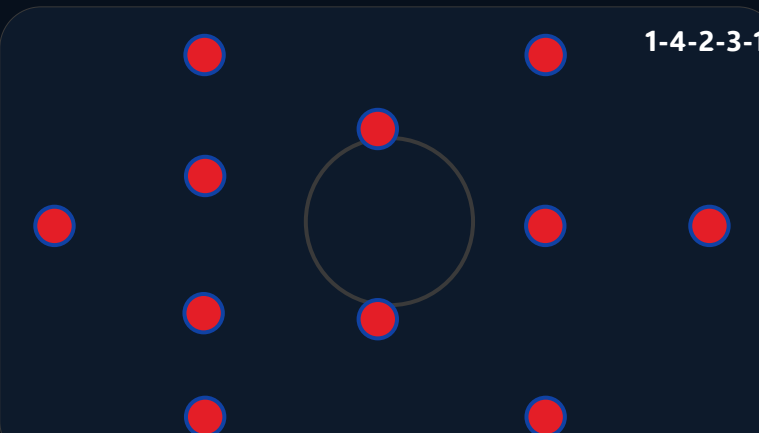
FINAL-3RD PASSES

43.5

progression index



Possession / pressing trend



Best Players

- Petar Dimitrov — deep build-up midfielder
- Luka Jovanović — left-sided ball-progressor
- Andrei Popescu — pressing forward



Features

Direct progression, Front-foot pressing, Second-ball focus.

Strengths

- Fast access into advanced zones
- High volume of final-third entries
- Direct service into front line

Development Areas

- Improve shot selection after fast attacks
- Reduce structural stretching after first pass forward

Nation comparison

Relative to the UEFA deck line, Croatia sits **below** average in possession, **above** average in pass accuracy and is **more aggressive** than the pressing benchmark. The current profile suggests more value from transition and direct territory gain.





Key Tactical Style of Play

Balanced development model with selective progression

- Controlled first phase
- Deep block
- Measured transitions

Team Formations

In possession: 4-3-3 with patient first phase

Out of possession: 4-5-1 deeper block

Overall reading: 2-3-5 in patient phases | 4-1-4-1 compact organisation

In Possession

The model aims to reach **40.5** final-third passes and **6.0** box receptions per match-window, with a strong focus on support angles around the pivot and width occupation to stretch the last line.

- Pivot offers safe outlet
- Wide players protect transition lanes
- Centre-backs prioritise spacing before progression

Out of Possession

The defensive reference is a **high-to-mid** block. With PPDA at **7.35**, the team profile is more aggressive than the deck benchmark and uses compact distances to protect the central lane.

Transitions

Transition value is created through the first pass after regain and the positioning of the nearest 8/10 around the ball zone. The page is prepared for direct clip linking: regain, first pass, second action, finish.

POSSESSION

50.1%

above UEFA deck avg

PASS ACCURACY

79.2%

above UEFA deck avg

PPDA

7.35

more aggressive than avg

XG WINDOW

1.32

sample/report model

SHOTS / MATCH

7.0

chance volume

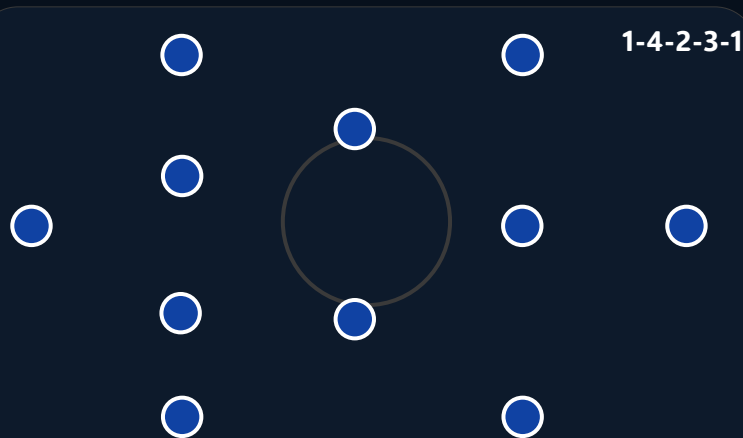
FINAL-3RD PASSES

40.5

progression index



Possession / pressing trend



Best Players

- Ethan Morgan — deep build-up midfielder
- Milan Petrović — left-sided ball-progressor
- Aron Berg — pressing forward



Features

Controlled first phase, Deep block, Measured transitions.

Strengths

- Stable circulation quality
- Balanced vulnerability profile by corridor
- Capable of overperforming low shot volume

Development Areas

- Increase final-third penetration and box occupation
- Raise pressing intensity without losing compactness

Nation comparison

Relative to the UEFA deck line, Cyprus sits **above** average in possession, **above** average in pass accuracy and is **more aggressive** than the pressing benchmark. The current profile suggests stable but lower-event control phases.





Key Tactical Style of Play

Mid-block control with measured circulation

- Mid-block control
- Set structure
- Tempo management

Team Formations

In possession: 4-3-3 with safer first phase

Out of possession: 4-4-2 mid block

Overall reading: 2-3-5 in longer attacks | 4-4-2 compact block

In Possession

The model aims to reach **45.8** final-third passes and **10.8** box receptions per match-window, with a strong focus on support angles around the pivot and width occupation to stretch the last line.

- Double pivot protects central lane
- Wide midfielders track fullback runs
- Back line holds compact distances

Out of Possession

The defensive reference is a **high-to-mid** block. With PPDA at **7.66**, the team profile is more aggressive than the deck benchmark and uses compact distances to protect the central lane.

Transitions

Transition value is created through the first pass after regain and the positioning of the nearest 8/10 around the ball zone. The page is prepared for direct clip linking: regain, first pass, second action, finish.

POSSESSION

50.8%

above UEFA deck avg

PASS ACCURACY

82.3%

above UEFA deck avg

PPDA

7.66

more aggressive than avg

XG WINDOW

4.35

sample/report model

SHOTS / MATCH

12.1

chance volume

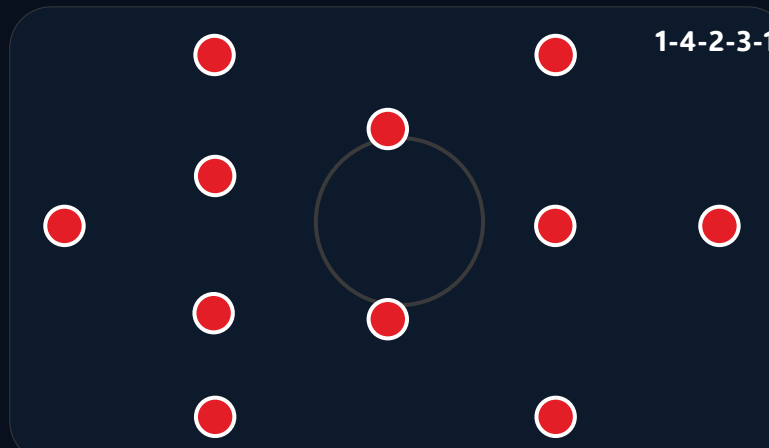
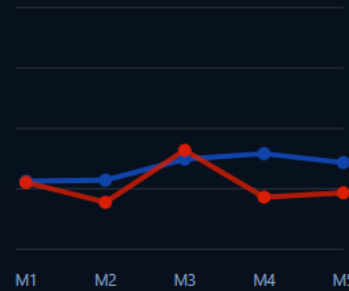
FINAL-3RD PASSES

45.8

progression index



Possession / pressing trend



Best Players

- Petar Dimitrov — deep build-up midfielder
- Filip Kovačević — left-sided ball-progressor
- Marko Stojanov — pressing forward



Features

Mid-block control, Set structure, Tempo management.

Strengths

- Compact defensive distances
- Stable line coordination
- Efficient recovery runs

Development Areas

- Increase attacking risk after controlled recoveries
- Find more line-breaking passes from central midfield

Nation comparison

Relative to the UEFA deck line, Czechia sits **above** average in possession, **above** average in pass accuracy and is **more aggressive** than the pressing benchmark. The current profile suggests stable but lower-event control phases.





Denmark

Annual technical profile • one-page federation summary



Key Tactical Style of Play

Positional build-up with controlled rest-defence

Build-up through thirds

Attacks with width

Rest-defence control

Team Formations

In possession: 4-3-3 into 3-2-5

Out of possession: 4-1-4-1 / 4-4-2 hybrid press

Overall reading: 3-2-5 in settled possession | 4-1-4-1 without the ball

In Possession

The model aims to reach **48.5** final-third passes and **9.9** box receptions per match-window, with a strong focus on support angles around the pivot and width occupation to stretch the last line.

- Goalkeeper as +1 in first phase
- 6 drops to connect centre-backs
- Wingers hold width while fullbacks underlap

Out of Possession

The defensive reference is a **high-to-mid** block. With PPDA at **7.22**, the team profile is more aggressive than the deck benchmark and uses compact distances to protect the central lane.

Transitions

Transition value is created through the first pass after regain and the positioning of the nearest 8/10 around the ball zone. The page is prepared for direct clip linking: regain, first pass, second action, finish.

POSSESSION

52.9%

above UEFA deck avg

PASS ACCURACY

83.2%

above UEFA deck avg

PPDA

7.22

more aggressive than avg

XG WINDOW

4.62

sample/report model

SHOTS / MATCH

12.4

chance volume

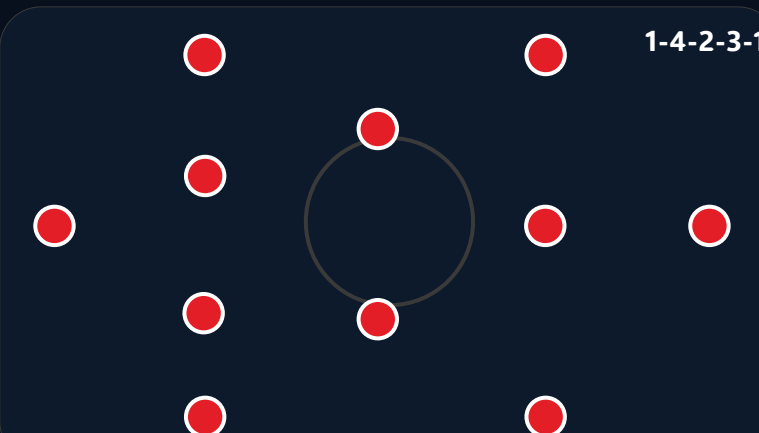
FINAL-3RD PASSES

48.5

progression index



Possession / pressing trend



Best Players

- Óli Poulsen — deep build-up midfielder
- Emil Hansen — left-sided ball-progressor
- Axel Lind — pressing forward



Features

Build-up through thirds, Attacks with width, Rest-defence control.

Strengths

- Controlled first-phase build-up
- Strong central occupation between lines
- High pass accuracy under pressure

Development Areas

- Increase penalty-box occupation on opposite-side attacks
- Accelerate final action after controlled entries

Nation comparison

Relative to the UEFA deck line, Denmark sits **above** average in possession, **above** average in pass accuracy and is **more aggressive** than the pressing benchmark. The current profile suggests greater control through the thirds.





Key Tactical Style of Play

Positional build-up with controlled rest-defence

Build-up through thirds

Attacks with width

Rest-defence control

Team Formations

In possession: 4-3-3 into 3-2-5

Out of possession: 4-1-4-1 / 4-4-2 hybrid press

Overall reading: 3-2-5 in settled possession | 4-1-4-1 without the ball

In Possession

The model aims to reach **51.4** final-third passes and **10.7** box receptions per match-window, with a strong focus on support angles around the pivot and width occupation to stretch the last line.

- Goalkeeper as +1 in first phase
- 6 drops to connect centre-backs
- Wingers hold width while fullbacks underlap

Out of Possession

The defensive reference is a **high-to-mid** block. With PPDA at **7.54**, the team profile is more aggressive than the deck benchmark and uses compact distances to protect the central lane.

Transitions

Transition value is created through the first pass after regain and the positioning of the nearest 8/10 around the ball zone. The page is prepared for direct clip linking: regain, first pass, second action, finish.

POSSESSION

53.5%

above UEFA deck avg

PASS ACCURACY

81.5%

above UEFA deck avg

PPDA

7.54

more aggressive than avg

XG WINDOW

5.45

sample/report model

SHOTS / MATCH

14.5

chance volume

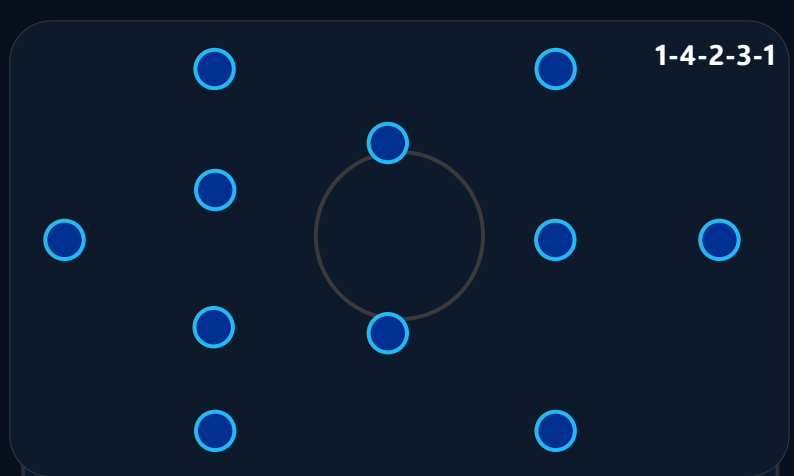
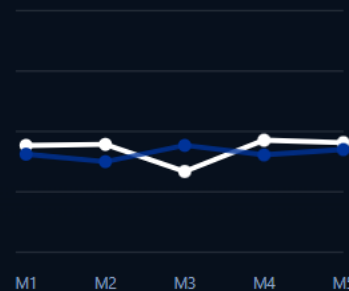
FINAL-3RD PASSES

51.4

progression index



Possession / pressing trend



Best Players

- Callum Reid — deep build-up midfielder
- Finn Taylor — left-sided ball-progressor
- Rhys Morgan — pressing forward



Features

Build-up through thirds, Attacks with width, Rest-defence control.

Strengths

- Controlled first-phase build-up
- Strong central occupation between lines
- High pass accuracy under pressure

Development Areas

- Increase penalty-box occupation on opposite-side attacks
- Accelerate final action after controlled entries

Nation comparison

Relative to the UEFA deck line, England sits **above** average in possession, **above** average in pass accuracy and is **more aggressive** than the pressing benchmark. The current profile suggests greater control through the thirds.





Key Tactical Style of Play

Balanced development model with selective progression

- Clear role discipline
- Variable block height
- Selective progression

Team Formations

In possession: 4-3-3 with measured first phase

Out of possession: 4-1-4-1 compact block

Overall reading: 2-3-5 in patient phases | 4-1-4-1 compact organisation

In Possession

The model aims to reach **39.7** final-third passes and **7.5** box receptions per match-window, with a strong focus on support angles around the pivot and width occupation to stretch the last line.

- Pivot offers safe outlet
- Wide players protect transition lanes
- Centre-backs prioritise spacing before progression

Out of Possession

The defensive reference is a **mid-to-low** block. With PPDA at **8.01**, the team profile is less aggressive than the deck benchmark and uses compact distances to protect the central lane.

Transitions

Transition value is created through the first pass after regain and the positioning of the nearest 8/10 around the ball zone. The page is prepared for direct clip linking: regain, first pass, second action, finish.

POSSESSION

46.3%

below UEFA deck avg

PASS ACCURACY

74.3%

below UEFA deck avg

PPDA

8.01

less aggressive than avg

XG WINDOW

3.14

sample/report model

SHOTS / MATCH

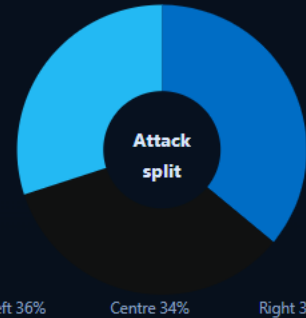
10.9

chance volume

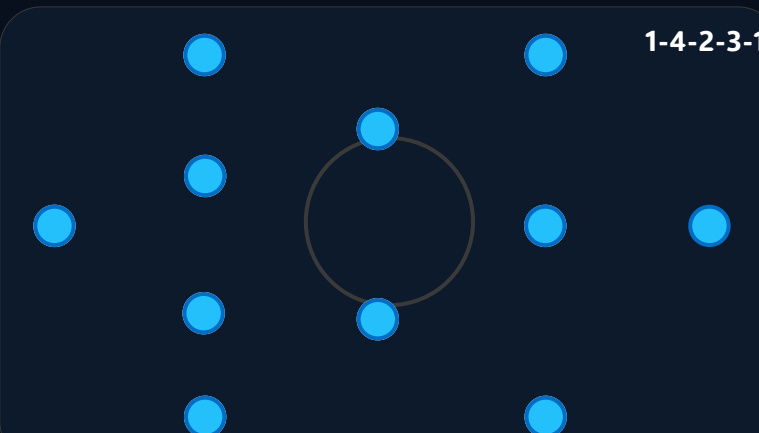
FINAL-3RD PASSES

39.7

progression index



Possession / pressing trend



Best Players

- Óli Poulsen — deep build-up midfielder
- Axel Lind — left-sided ball-progressor
- Emil Hansen — pressing forward



Features

Clear role discipline, Variable block height, Selective progression.

Strengths

- Clear task discipline in basic structure
- Competitive intensity in both boxes
- Adaptable block heights by opponent

Development Areas

- Raise consistency in build-up support angles
- Increase box arrivals from midfield

Nation comparison

Relative to the UEFA deck line, Estonia sits **below** average in possession, **below** average in pass accuracy and is **less aggressive** than the pressing benchmark. The current profile suggests stable but lower-event control phases.





Key Tactical Style of Play

Balanced development model with selective progression

- Clear role discipline
- Variable block height
- Selective progression

Team Formations

In possession: 4-3-3 with measured first phase

Out of possession: 4-1-4-1 compact block

Overall reading: 2-3-5 in patient phases | 4-1-4-1 compact organisation

In Possession

The model aims to reach **32.7** final-third passes and **5.0** box receptions per match-window, with a strong focus on support angles around the pivot and width occupation to stretch the last line.

- Pivot offers safe outlet
- Wide players protect transition lanes
- Centre-backs prioritise spacing before progression

Out of Possession

The defensive reference is a **mid-to-low** block. With PPDA at **9.83**, the team profile is less aggressive than the deck benchmark and uses compact distances to protect the central lane.

Transitions

Transition value is created through the first pass after regain and the positioning of the nearest 8/10 around the ball zone. The page is prepared for direct clip linking: regain, first pass, second action, finish.

POSSESSION

43.6%

below UEFA deck avg

PASS ACCURACY

72.3%

below UEFA deck avg

PPDA

9.83

less aggressive than avg

XG WINDOW

2.36

sample/report model

SHOTS / MATCH

8.8

chance volume

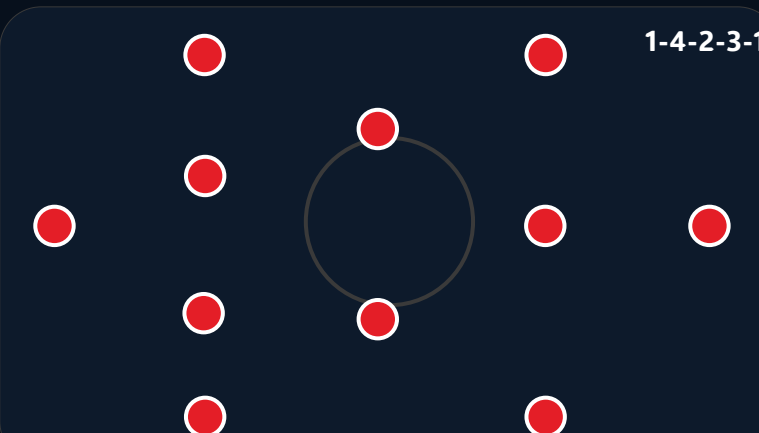
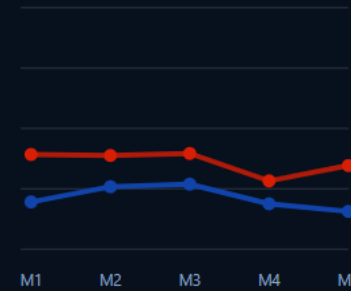
FINAL-3RD PASSES

32.7

progression index



Possession / pressing trend



Best Players

- Axel Lind — deep build-up midfielder
- Emil Hansen — left-sided ball-progressor
- Elias Virtanen — pressing forward



Features

Clear role discipline, Variable block height, Selective progression.

Strengths

- Clear task discipline in basic structure
- Competitive intensity in both boxes
- Adaptable block heights by opponent

Development Areas

- Raise consistency in build-up support angles
- Increase box arrivals from midfield

Nation comparison

Relative to the UEFA deck line, Faroe Islands sits **below** average in possession, **below** average in pass accuracy and is **less aggressive** than the pressing benchmark. The current profile suggests stable but lower-event control phases.





Key Tactical Style of Play

Mid-block control with measured circulation

- Mid-block control
- Set structure
- Tempo management

Team Formations

In possession: 4-3-3 with safer first phase

Out of possession: 4-4-2 mid block

Overall reading: 2-3-5 in longer attacks | 4-4-2 compact block

In Possession

The model aims to reach **41.4** final-third passes and **9.2** box receptions per match-window, with a strong focus on support angles around the pivot and width occupation to stretch the last line.

- Double pivot protects central lane
- Wide midfielders track fullback runs
- Back line holds compact distances

Out of Possession

The defensive reference is a **mid-to-low** block. With PPDA at **8.32**, the team profile is less aggressive than the deck benchmark and uses compact distances to protect the central lane.

Transitions

Transition value is created through the first pass after regain and the positioning of the nearest 8/10 around the ball zone. The page is prepared for direct clip linking: regain, first pass, second action, finish.

POSSESSION

46.7%

below UEFA deck avg

PASS ACCURACY

77.3%

below UEFA deck avg

PPDA

8.32

less aggressive than avg

XG WINDOW

4.26

sample/report model

SHOTS / MATCH

11.6

chance volume

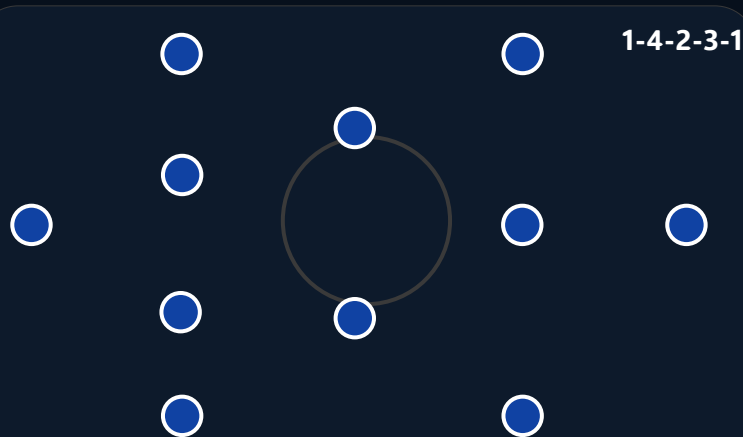
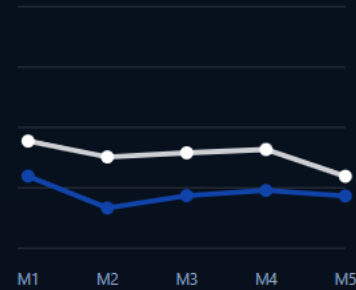
FINAL-3RD PASSES

41.4

progression index



Possession / pressing trend



Best Players

- Emil Hansen — deep build-up midfielder
- Óli Poulsen — left-sided ball-progressor
- Jonas Nilsen — pressing forward



Features

Mid-block control, Set structure, Tempo management.

Strengths

- Compact defensive distances
- Stable line coordination
- Efficient recovery runs

Development Areas

- Increase attacking risk after controlled recoveries
- Find more line-breaking passes from central midfield

Nation comparison

Relative to the UEFA deck line, Finland sits **below** average in possession, **below** average in pass accuracy and is **less aggressive** than the pressing benchmark. The current profile suggests stable but lower-event control phases.





France

Annual technical profile • one-page federation summary



Key Tactical Style of Play

Positional build-up with controlled rest-defence

Build-up through thirds

Attacks with width

Rest-defence control

Team Formations

In possession: 4-3-3 into 3-2-5

Out of possession: 4-1-4-1 / 4-4-2 hybrid press

Overall reading: 3-2-5 in settled possession | 4-1-4-1 without the ball

In Possession

The model aims to reach **50.2** final-third passes and **11.7** box receptions per match-window, with a strong focus on support angles around the pivot and width occupation to stretch the last line.

- Goalkeeper as +1 in first phase
- 6 drops to connect centre-backs
- Wingers hold width while fullbacks underlap

Out of Possession

The defensive reference is a **high-to-mid** block. With PPDA at **7.01**, the team profile is more aggressive than the deck benchmark and uses compact distances to protect the central lane.

Transitions

Transition value is created through the first pass after regain and the positioning of the nearest 8/10 around the ball zone. The page is prepared for direct clip linking: regain, first pass, second action, finish.

POSSESSION

56.3%

above UEFA deck avg

PASS ACCURACY

84.0%

above UEFA deck avg

PPDA

7.01

more aggressive than avg

XG WINDOW

4.82

sample/report model

SHOTS / MATCH

12.6

chance volume

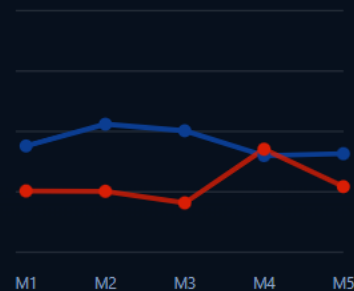
FINAL-3RD PASSES

50.2

progression index



Possession / pressing trend



Best Players

- Andreas Georgiou — deep build-up midfielder
- Nico Martins — left-sided ball-progressor
- Aron Berg — pressing forward



Features

Build-up through thirds, Attacks with width, Rest-defence control.

Strengths

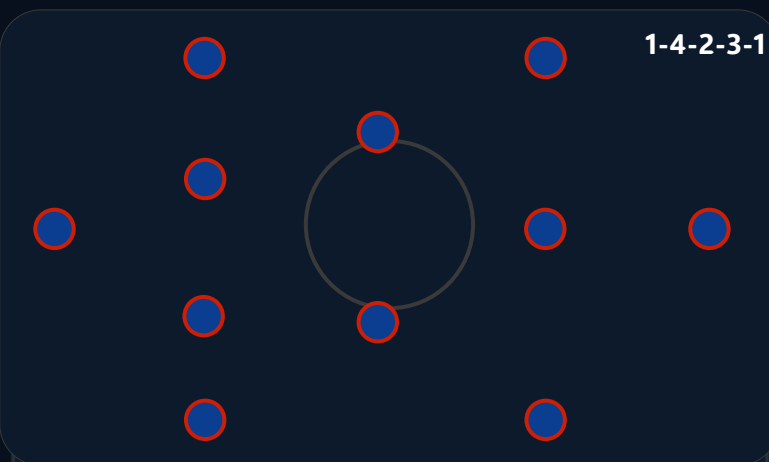
- Controlled first-phase build-up
- Strong central occupation between lines
- High pass accuracy under pressure

Development Areas

- Increase penalty-box occupation on opposite-side attacks
- Accelerate final action after controlled entries

Nation comparison

Relative to the UEFA deck line, France sits **above** average in possession, **above** average in pass accuracy and is **more aggressive** than the pressing benchmark. The current profile suggests greater control through the thirds.





Key Tactical Style of Play

Transition-led model with reactive pressing

Counterattack threat

Wide transition runs

Aggressive duels

Team Formations

In possession: 4-2-3-1 with wide release

Out of possession: 4-5-1 / 4-4-2 compact block

Overall reading: 2-3-2-3 with quick wide release | 4-5-1 to 4-4-2 defensive shift

In Possession

The model aims to reach **42.0** final-third passes and **8.2** box receptions per match-window, with a strong focus on support angles around the pivot and width occupation to stretch the last line.

- Front line attacks space immediately
- Nearest 8 supports first pass
- Fullbacks recover early into line of four

Out of Possession

The defensive reference is a **mid-to-low** block. With PPDA at **7.92**, the team profile is more aggressive than the deck benchmark and uses compact distances to protect the central lane.

Transitions

Transition value is created through the first pass after regain and the positioning of the nearest 8/10 around the ball zone. The page is prepared for direct clip linking: regain, first pass, second action, finish.

POSSESSION

47.9%

below UEFA deck avg

PASS ACCURACY

77.6%

below UEFA deck avg

PPDA

7.92

more aggressive than avg

XG WINDOW

3.71

sample/report model

SHOTS / MATCH

11.2

chance volume

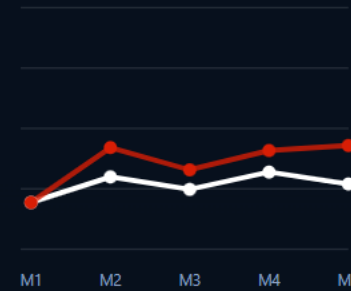
FINAL-3RD PASSES

42.0

progression index



Possession / pressing trend



Left 40% Centre 33% Right 27%

Best Players

- Nursultan Bekov — deep build-up midfielder
- Artem Melnyk — left-sided ball-progressor
- Levon Sargsyan — pressing forward



Features

Counterattack threat, Wide transition runs, Aggressive duels.

Strengths

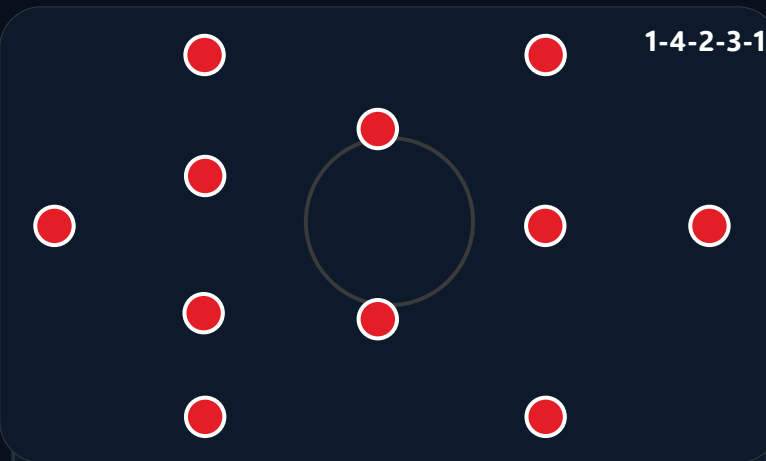
- Quick vertical release after regain
- Open-field attacking threat
- Early forward passing after recoveries

Development Areas

- Improve control after first vertical pass
- Reduce forced long defending sequences

Nation comparison

Relative to the UEFA deck line, Georgia sits **below** average in possession, **below** average in pass accuracy and is **more aggressive** than the pressing benchmark. The current profile suggests more value from transition and direct territory gain.





Germany

Annual technical profile • one-page federation summary



Key Tactical Style of Play

Positional build-up with controlled rest-defence

Build-up through thirds

Attacks with width

Rest-defence control

Team Formations

In possession: 4-3-3 into 3-2-5

Out of possession: 4-1-4-1 / 4-4-2 hybrid press

Overall reading: 3-2-5 in settled possession | 4-1-4-1 without the ball

In Possession

The model aims to reach **53.7** final-third passes and **11.9** box receptions per match-window, with a strong focus on support angles around the pivot and width occupation to stretch the last line.

- Goalkeeper as +1 in first phase
- 6 drops to connect centre-backs
- Wingers hold width while fullbacks underlap

Out of Possession

The defensive reference is a **high-to-mid** block. With PPDA at **6.61**, the team profile is more aggressive than the deck benchmark and uses compact distances to protect the central lane.

Transitions

Transition value is created through the first pass after regain and the positioning of the nearest 8/10 around the ball zone. The page is prepared for direct clip linking: regain, first pass, second action, finish.

POSSESSION

56.3%

above UEFA deck avg

PASS ACCURACY

82.3%

above UEFA deck avg

PPDA

6.61

more aggressive than avg

XG WINDOW

4.94

sample/report model

SHOTS / MATCH

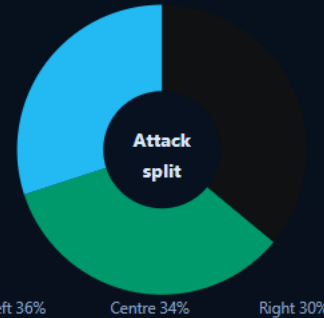
14.7

chance volume

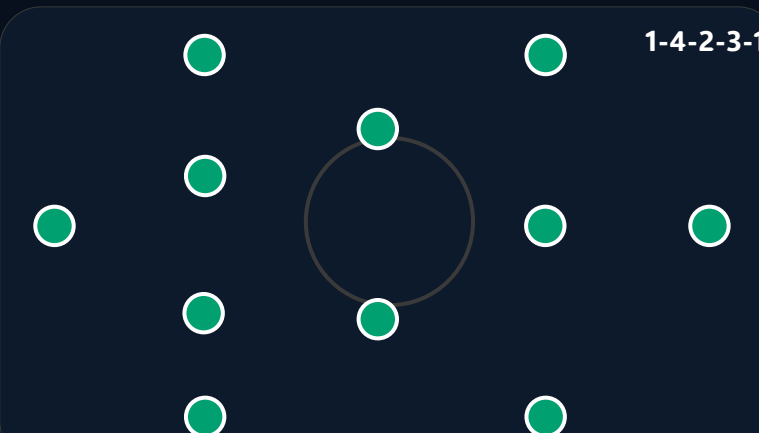
FINAL-3RD PASSES

53.7

progression index



Possession / pressing trend



Best Players

- Ethan Morgan — deep build-up midfielder
- Luka Kovács — left-sided ball-progressor
- Marco Silva — pressing forward



Features

Build-up through thirds, Attacks with width, Rest-defence control.

Strengths

- Controlled first-phase build-up
- Strong central occupation between lines
- High pass accuracy under pressure

Development Areas

- Increase penalty-box occupation on opposite-side attacks
- Accelerate final action after controlled entries

Nation comparison

Relative to the UEFA deck line, Germany sits **above** average in possession, **above** average in pass accuracy and is **more aggressive** than the pressing benchmark. The current profile suggests greater control through the thirds.





Key Tactical Style of Play

Balanced development model with selective progression

- Clear role discipline
- Variable block height
- Selective progression

Team Formations

In possession: 4-3-3 with measured first phase

Out of possession: 4-1-4-1 compact block

Overall reading: 2-3-5 in patient phases | 4-1-4-1 compact organisation

In Possession

The model aims to reach **33.2** final-third passes and **5.8** box receptions per match-window, with a strong focus on support angles around the pivot and width occupation to stretch the last line.

- Pivot offers safe outlet
- Wide players protect transition lanes
- Centre-backs prioritise spacing before progression

Out of Possession

The defensive reference is a **mid-to-low** block. With PPDA at **8.54**, the team profile is less aggressive than the deck benchmark and uses compact distances to protect the central lane.

Transitions

Transition value is created through the first pass after regain and the positioning of the nearest 8/10 around the ball zone. The page is prepared for direct clip linking: regain, first pass, second action, finish.

POSSESSION

42.7%

below UEFA deck avg

PASS ACCURACY

72.5%

below UEFA deck avg

PPDA

8.54

less aggressive than avg

XG WINDOW

2.51

sample/report model

SHOTS / MATCH

9.0

chance volume

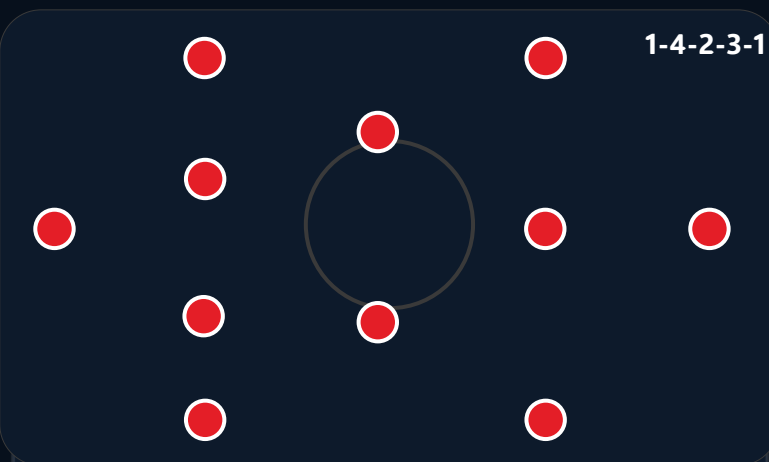
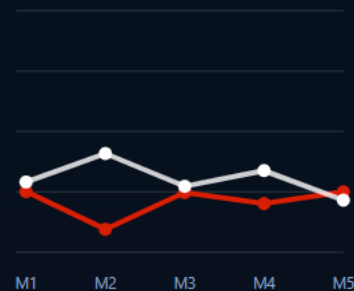
FINAL-3RD PASSES

33.2

progression index



Possession / pressing trend



Best Players

- Finn Taylor — deep build-up midfielder
- Rhys Morgan — left-sided ball-progressor
- Sean Doyle — pressing forward



Features

Clear role discipline, Variable block height, Selective progression.

Strengths

- Clear task discipline in basic structure
- Competitive intensity in both boxes
- Adaptable block heights by opponent

Development Areas

- Raise consistency in build-up support angles
- Increase box arrivals from midfield

Nation comparison

Relative to the UEFA deck line, Gibraltar sits **below** average in possession, **below** average in pass accuracy and is **less aggressive** than the pressing benchmark. The current profile suggests stable but lower-event control phases.





Key Tactical Style of Play

Transition-led model with reactive pressing

Counterattack threat

Wide transition runs

Aggressive duels

Team Formations

In possession: 4-2-3-1 with wide release

Out of possession: 4-5-1 / 4-4-2 compact block

Overall reading: 2-3-2-3 with quick wide release | 4-5-1 to 4-4-2 defensive shift

In Possession

The model aims to reach **43.0** final-third passes and **8.8** box receptions per match-window, with a strong focus on support angles around the pivot and width occupation to stretch the last line.

- Front line attacks space immediately
- Nearest 8 supports first pass
- Fullbacks recover early into line of four

Out of Possession

The defensive reference is a **mid-to-low** block. With PPDA at **8.35**, the team profile is less aggressive than the deck benchmark and uses compact distances to protect the central lane.

Transitions

Transition value is created through the first pass after regain and the positioning of the nearest 8/10 around the ball zone. The page is prepared for direct clip linking: regain, first pass, second action, finish.

POSSESSION

51.7%

above UEFA deck avg

PASS ACCURACY

80.6%

above UEFA deck avg

PPDA

8.35

less aggressive than avg

XG WINDOW

4.38

sample/report model

SHOTS / MATCH

11.7

chance volume

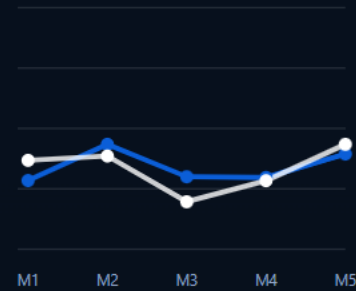
FINAL-3RD PASSES

43.0

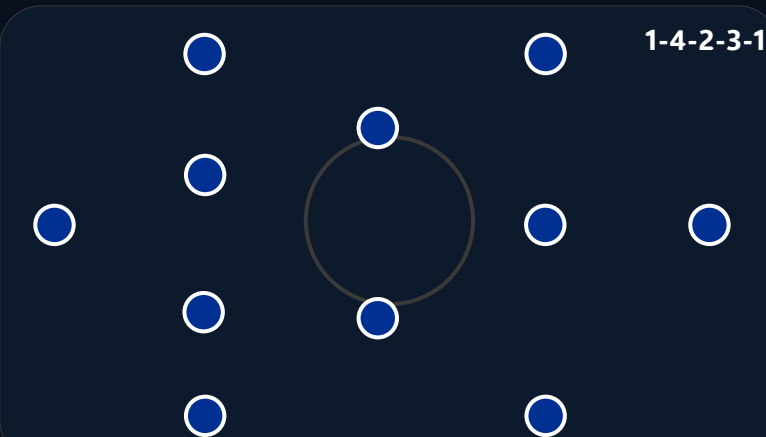
progression index



Possession / pressing trend



Left 39% Centre 37% Right 24%



Best Players

- Milan Petrović — deep build-up midfielder
- Nico Martins — left-sided ball-progressor
- Daniel Ionescu — pressing forward



Features

Counterattack threat, Wide transition runs, Aggressive duels.

Strengths

- Quick vertical release after regain
- Open-field attacking threat
- Early forward passing after recoveries

Development Areas

- Improve control after first vertical pass
- Reduce forced long defending sequences

Nation comparison

Relative to the UEFA deck line, Greece sits **above** average in possession, **above** average in pass accuracy and is **less aggressive** than the pressing benchmark. The current profile suggests more value from transition and direct territory gain.





Hungary

Annual technical profile • one-page federation summary



Key Tactical Style of Play

Mid-block control with measured circulation

- Mid-block control
- Set structure
- Tempo management

Team Formations

In possession: 4-3-3 with safer first phase

Out of possession: 4-4-2 mid block

Overall reading: 2-3-5 in longer attacks | 4-4-2 compact block

In Possession

The model aims to reach **43.4** final-third passes and **7.3** box receptions per match-window, with a strong focus on support angles around the pivot and width occupation to stretch the last line.

- Double pivot protects central lane
- Wide midfielders track fullback runs
- Back line holds compact distances

Out of Possession

The defensive reference is a **mid-to-low** block. With PPDA at **8.68**, the team profile is less aggressive than the deck benchmark and uses compact distances to protect the central lane.

Transitions

Transition value is created through the first pass after regain and the positioning of the nearest 8/10 around the ball zone. The page is prepared for direct clip linking: regain, first pass, second action, finish.

POSSESSION

50.3%

above UEFA deck avg

PASS ACCURACY

80.6%

above UEFA deck avg

PPDA

8.68

less aggressive than avg

XG WINDOW

4.12

sample/report model

SHOTS / MATCH

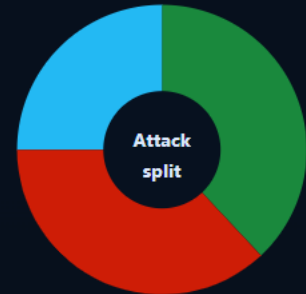
12.5

chance volume

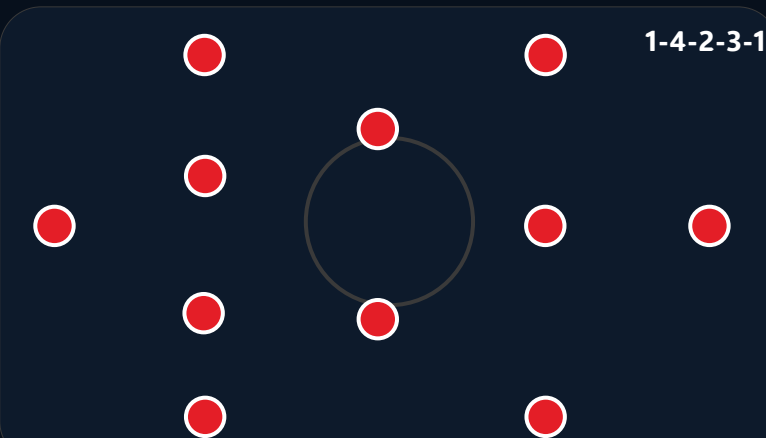
FINAL-3RD PASSES

43.4

progression index



Possession / pressing trend



Best Players

- Andrei Popescu — deep build-up midfielder
- Luka Jovanović — left-sided ball-progressor
- Marko Stojanov — pressing forward



Features

Mid-block control, Set structure, Tempo management.

Strengths

- Compact defensive distances
- Stable line coordination
- Efficient recovery runs

Development Areas

- Increase attacking risk after controlled recoveries
- Find more line-breaking passes from central midfield

Nation comparison

Relative to the UEFA deck line, Hungary sits **above** average in possession, **above** average in pass accuracy and is **less aggressive** than the pressing benchmark. The current profile suggests stable but lower-event control phases.





Key Tactical Style of Play

Balanced development model with selective progression

- Clear role discipline
- Variable block height
- Selective progression

Team Formations

In possession: 4-3-3 with measured first phase

Out of possession: 4-1-4-1 compact block

Overall reading: 2-3-5 in patient phases | 4-1-4-1 compact organisation

In Possession

The model aims to reach **40.7** final-third passes and **6.4** box receptions per match-window, with a strong focus on support angles around the pivot and width occupation to stretch the last line.

- Pivot offers safe outlet
- Wide players protect transition lanes
- Centre-backs prioritise spacing before progression

Out of Possession

The defensive reference is a **mid-to-low** block. With PPDA at **8.13**, the team profile is less aggressive than the deck benchmark and uses compact distances to protect the central lane.

Transitions

Transition value is created through the first pass after regain and the positioning of the nearest 8/10 around the ball zone. The page is prepared for direct clip linking: regain, first pass, second action, finish.

POSSESSION

48.1%

below UEFA deck avg

PASS ACCURACY

78.4%

below UEFA deck avg

PPDA

8.13

less aggressive than avg

XG WINDOW

3.78

sample/report model

SHOTS / MATCH

9.1

chance volume

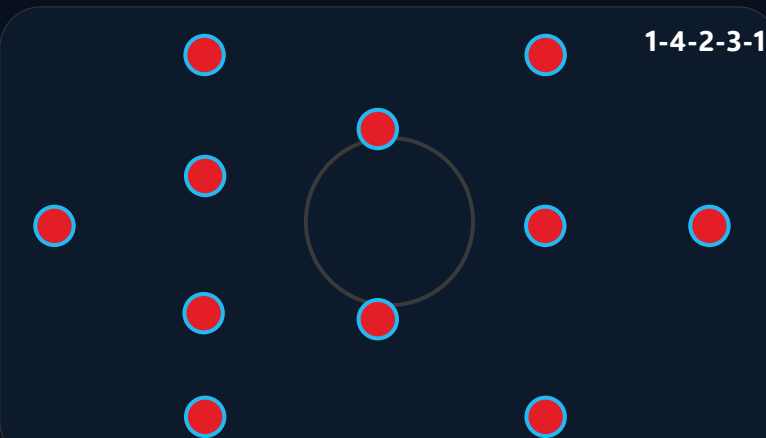
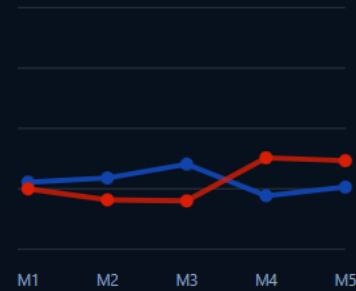
FINAL-3RD PASSES

40.7

progression index



Possession / pressing trend



Best Players

- Jonas Nilsen — deep build-up midfielder
- Axel Lind — left-sided ball-progressor
- Emil Hansen — pressing forward



Features

Clear role discipline, Variable block height, Selective progression.

Strengths

- Clear task discipline in basic structure
- Competitive intensity in both boxes
- Adaptable block heights by opponent

Development Areas

- Raise consistency in build-up support angles
- Increase box arrivals from midfield

Nation comparison

Relative to the UEFA deck line, Iceland sits **below** average in possession, **below** average in pass accuracy and is **less aggressive** than the pressing benchmark. The current profile suggests stable but lower-event control phases.





Key Tactical Style of Play

Balanced development model with selective progression

- Clear role discipline
- Variable block height
- Selective progression

Team Formations

In possession: 4-3-3 with measured first phase

Out of possession: 4-1-4-1 compact block

Overall reading: 2-3-5 in patient phases | 4-1-4-1 compact organisation

In Possession

The model aims to reach **46.9** final-third passes and **9.1** box receptions per match-window, with a strong focus on support angles around the pivot and width occupation to stretch the last line.

- Pivot offers safe outlet
- Wide players protect transition lanes
- Centre-backs prioritise spacing before progression

Out of Possession

The defensive reference is a **mid-to-low** block. With PPDA at **8.33**, the team profile is less aggressive than the deck benchmark and uses compact distances to protect the central lane.

Transitions

Transition value is created through the first pass after regain and the positioning of the nearest 8/10 around the ball zone. The page is prepared for direct clip linking: regain, first pass, second action, finish.

POSSESSION

46.4%

below UEFA deck avg

PASS ACCURACY

81.2%

above UEFA deck avg

PPDA

8.33

less aggressive than avg

XG WINDOW

3.95

sample/report model

SHOTS / MATCH

12.7

chance volume

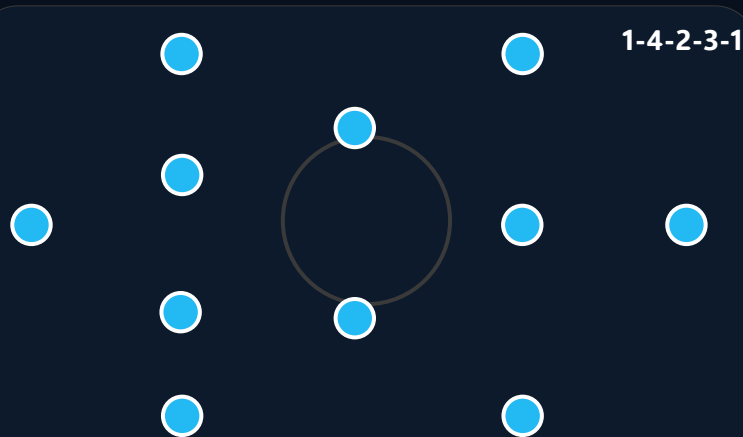
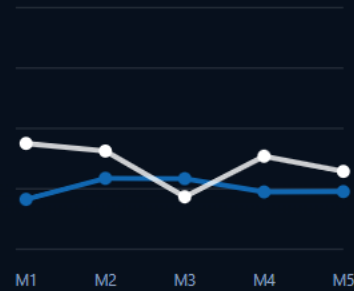
FINAL-3RD PASSES

46.9

progression index



Possession / pressing trend



Best Players

- Ilya Sokolov — deep build-up midfielder
- Nursultan Bekov — left-sided ball-progressor
- Levon Sargsyan — pressing forward



Features

Clear role discipline, Variable block height, Selective progression.

Strengths

- Clear task discipline in basic structure
- Competitive intensity in both boxes
- Adaptable block heights by opponent

Development Areas

- Raise consistency in build-up support angles
- Increase box arrivals from midfield

Nation comparison

Relative to the UEFA deck line, Israel sits **below** average in possession, **above** average in pass accuracy and is **less aggressive** than the pressing benchmark. The current profile suggests stable but lower-event control phases.





Key Tactical Style of Play

Positional build-up with controlled rest-defence

Build-up through thirds

Attacks with width

Rest-defence control

Team Formations

In possession: 4-3-3 into 3-2-5

Out of possession: 4-1-4-1 / 4-4-2 hybrid press

Overall reading: 3-2-5 in settled possession | 4-1-4-1 without the ball

In Possession

The model aims to reach **52.7** final-third passes and **12.2** box receptions per match-window, with a strong focus on support angles around the pivot and width occupation to stretch the last line.

- Goalkeeper as +1 in first phase
- 6 drops to connect centre-backs
- Wingers hold width while fullbacks underlap

Out of Possession

The defensive reference is a **high-to-mid** block. With PPDA at **7.77**, the team profile is more aggressive than the deck benchmark and uses compact distances to protect the central lane.

Transitions

Transition value is created through the first pass after regain and the positioning of the nearest 8/10 around the ball zone. The page is prepared for direct clip linking: regain, first pass, second action, finish.

POSSESSION

53.7%

above UEFA deck avg

PASS ACCURACY

86.6%

above UEFA deck avg

PPDA

7.77

more aggressive than avg

XG WINDOW

4.8

sample/report model

SHOTS / MATCH

15.4

chance volume

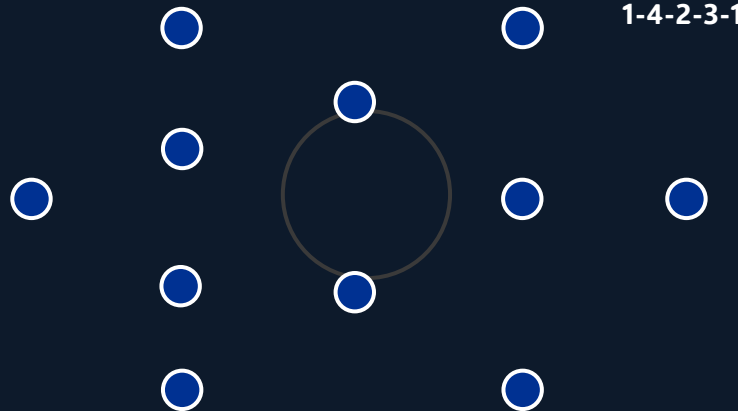
FINAL-3RD PASSES

52.7

progression index



Possession / pressing trend



Best Players

- Nico Martins — deep build-up midfielder
- Andreas Georgiou — left-sided ball-progressor
- Milan Petrović — pressing forward



Features

Build-up through thirds, Attacks with width, Rest-defence control.

Strengths

- Controlled first-phase build-up
- Strong central occupation between lines
- High pass accuracy under pressure

Development Areas

- Increase penalty-box occupation on opposite-side attacks
- Accelerate final action after controlled entries

Nation comparison

Relative to the UEFA deck line, Italy sits **above** average in possession, **above** average in pass accuracy and is **more aggressive** than the pressing benchmark. The current profile suggests greater control through the thirds.





Key Tactical Style of Play

Balanced development model with selective progression

- Clear role discipline
- Variable block height
- Selective progression

Team Formations

In possession: 4-3-3 with measured first phase

Out of possession: 4-1-4-1 compact block

Overall reading: 2-3-5 in patient phases | 4-1-4-1 compact organisation

In Possession

The model aims to reach **37.0** final-third passes and **7.4** box receptions per match-window, with a strong focus on support angles around the pivot and width occupation to stretch the last line.

- Pivot offers safe outlet
- Wide players protect transition lanes
- Centre-backs prioritise spacing before progression

Out of Possession

The defensive reference is a **mid-to-low** block. With PPDA at **8.08**, the team profile is less aggressive than the deck benchmark and uses compact distances to protect the central lane.

Transitions

Transition value is created through the first pass after regain and the positioning of the nearest 8/10 around the ball zone. The page is prepared for direct clip linking: regain, first pass, second action, finish.

POSSESSION

44.6%

below UEFA deck avg

PASS ACCURACY

76.4%

below UEFA deck avg

PPDA

8.08

less aggressive than avg

XG WINDOW

3.24

sample/report model

SHOTS / MATCH

11.3

chance volume

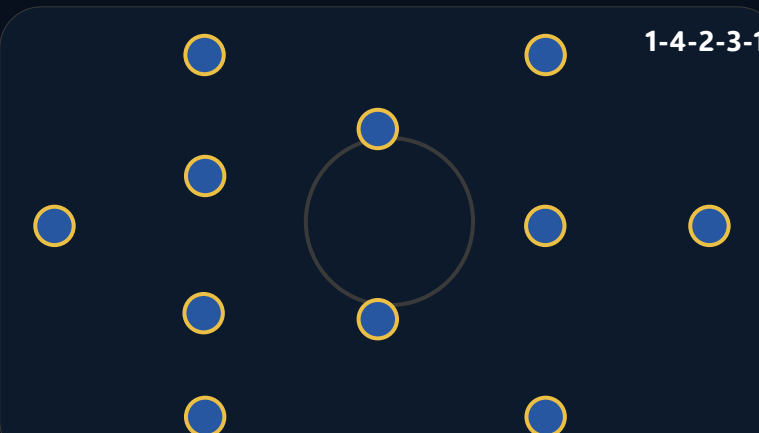
FINAL-3RD PASSES

37.0

progression index



Possession / pressing trend



Best Players

- Levon Sargsyan — deep build-up midfielder
- Davit Mikadze — left-sided ball-progressor
- Ilya Sokolov — pressing forward



Features

Clear role discipline, Variable block height, Selective progression.

Strengths

- Clear task discipline in basic structure
- Competitive intensity in both boxes
- Adaptable block heights by opponent

Development Areas

- Raise consistency in build-up support angles
- Increase box arrivals from midfield

Nation comparison

Relative to the UEFA deck line, Kazakhstan sits **below** average in possession, **below** average in pass accuracy and is **less aggressive** than the pressing benchmark. The current profile suggests stable but lower-event control phases.





Kosovo

Annual technical profile • one-page federation summary



Key Tactical Style of Play

Transition-led model with reactive pressing

- Counterattack threat
- Wide transition runs
- Aggressive duels

Team Formations

In possession: 4-2-3-1 with wide release

Out of possession: 4-5-1 / 4-4-2 compact block

Overall reading: 2-3-2-3 with quick wide release | 4-5-1 to 4-4-2 defensive shift

In Possession

The model aims to reach **39.3** final-third passes and **7.8** box receptions per match-window, with a strong focus on support angles around the pivot and width occupation to stretch the last line.

- Front line attacks space immediately
- Nearest 8 supports first pass
- Fullbacks recover early into line of four

Out of Possession

The defensive reference is a **mid-to-low** block. With PPDA at **7.81**, the team profile is more aggressive than the deck benchmark and uses compact distances to protect the central lane.

Transitions

Transition value is created through the first pass after regain and the positioning of the nearest 8/10 around the ball zone. The page is prepared for direct clip linking: regain, first pass, second action, finish.

POSSESSION

45.2%

below UEFA deck avg

PASS ACCURACY

73.3%

below UEFA deck avg

PPDA

7.81

more aggressive than avg

XG WINDOW

3.61

sample/report model

SHOTS / MATCH

10.9

chance volume

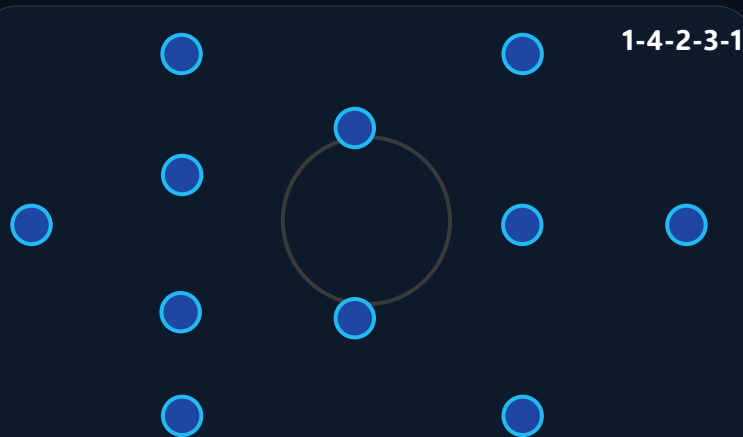
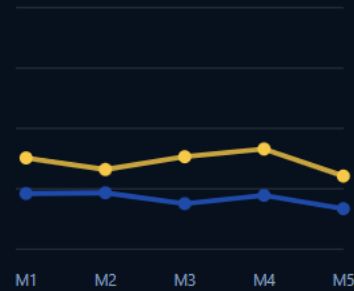
FINAL-3RD PASSES

39.3

progression index



Possession / pressing trend



Best Players

- Marko Stojanov — deep build-up midfielder
- Petar Dimitrov — left-sided ball-progressor
- Luka Jovanović — pressing forward



Features

Counterattack threat, Wide transition runs, Aggressive duels.

Strengths

- Quick vertical release after regain
- Open-field attacking threat
- Early forward passing after recoveries

Development Areas

- Improve control after first vertical pass
- Reduce forced long defending sequences

Nation comparison

Relative to the UEFA deck line, Kosovo sits **below** average in possession, **below** average in pass accuracy and is **more aggressive** than the pressing benchmark. The current profile suggests more value from transition and direct territory gain.





Key Tactical Style of Play

Balanced development model with selective progression

- Clear role discipline
- Variable block height
- Selective progression

Team Formations

In possession: 4-3-3 with measured first phase

Out of possession: 4-1-4-1 compact block

Overall reading: 2-3-5 in patient phases | 4-1-4-1 compact organisation

In Possession

The model aims to reach **36.0** final-third passes and **5.9** box receptions per match-window, with a strong focus on support angles around the pivot and width occupation to stretch the last line.

- Pivot offers safe outlet
- Wide players protect transition lanes
- Centre-backs prioritise spacing before progression

Out of Possession

The defensive reference is a **mid-to-low** block. With PPDA at **7.98**, the team profile is more aggressive than the deck benchmark and uses compact distances to protect the central lane.

Transitions

Transition value is created through the first pass after regain and the positioning of the nearest 8/10 around the ball zone. The page is prepared for direct clip linking: regain, first pass, second action, finish.

POSSESSION

46.9%

below UEFA deck avg

PASS ACCURACY

74.9%

below UEFA deck avg

PPDA

7.98

more aggressive than avg

XG WINDOW

3.49

sample/report model

SHOTS / MATCH

9.0

chance volume

FINAL-3RD PASSES

36.0

progression index



Possession / pressing trend



Best Players

- Jonas Nilsen — deep build-up midfielder
- Axel Lind — left-sided ball-progressor
- Elias Virtanen — pressing forward



Features

Clear role discipline, Variable block height, Selective progression.

Strengths

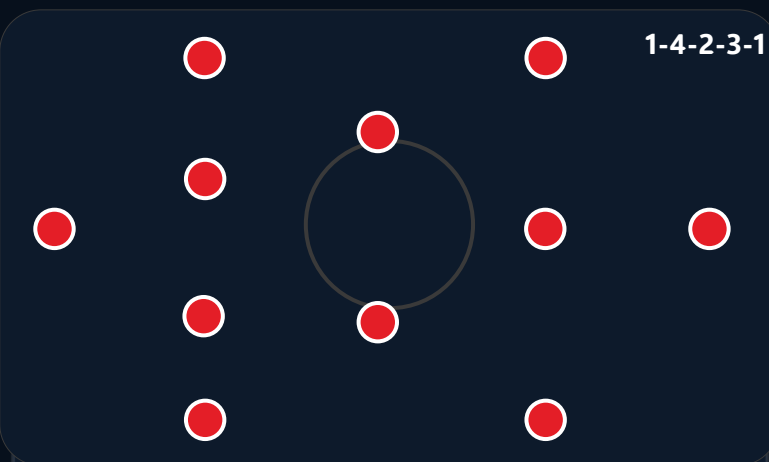
- Clear task discipline in basic structure
- Competitive intensity in both boxes
- Adaptable block heights by opponent

Development Areas

- Raise consistency in build-up support angles
- Increase box arrivals from midfield

Nation comparison

Relative to the UEFA deck line, Latvia sits **below** average in possession, **below** average in pass accuracy and is **more aggressive** than the pressing benchmark. The current profile suggests stable but lower-event control phases.





Liechtenstein

Annual technical profile • one-page federation summary



Key Tactical Style of Play

Balanced development model with selective progression

- Clear role discipline
- Variable block height
- Selective progression

Team Formations

In possession: 4-3-3 with measured first phase

Out of possession: 4-1-4-1 compact block

Overall reading: 2-3-5 in patient phases | 4-1-4-1 compact organisation

In Possession

The model aims to reach **32.8** final-third passes and **5.1** box receptions per match-window, with a strong focus on support angles around the pivot and width occupation to stretch the last line.

- Pivot offers safe outlet
- Wide players protect transition lanes
- Centre-backs prioritise spacing before progression

Out of Possession

The defensive reference is a **mid-to-low** block. With PPDA at **9.8**, the team profile is less aggressive than the deck benchmark and uses compact distances to protect the central lane.

Transitions

Transition value is created through the first pass after regain and the positioning of the nearest 8/10 around the ball zone. The page is prepared for direct clip linking: regain, first pass, second action, finish.

POSSESSION

45.1%

below UEFA deck avg

PASS ACCURACY

71.6%

below UEFA deck avg

PPDA

9.8

less aggressive than avg

XG WINDOW

2.98

sample/report model

SHOTS / MATCH

8.3

chance volume

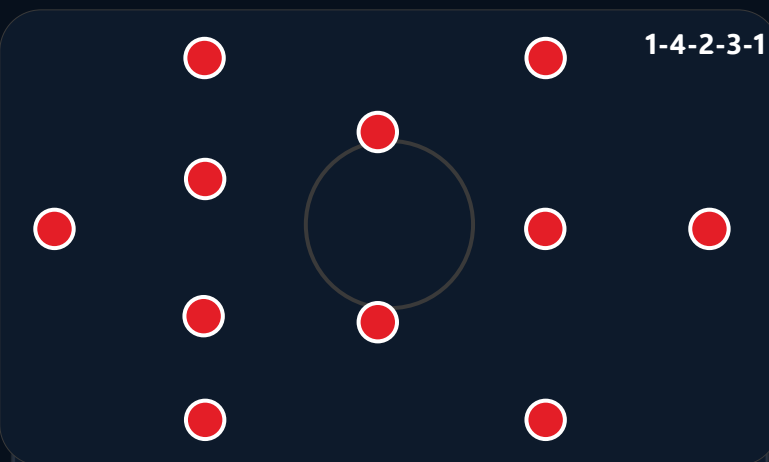
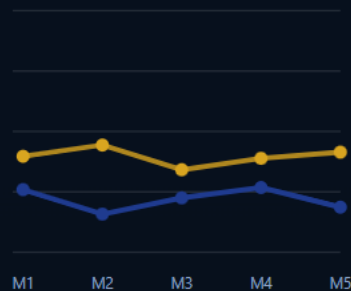
FINAL-3RD PASSES

32.8

progression index



Possession / pressing trend



Best Players

- Aron Berg — deep build-up midfielder
- Ethan Morgan — left-sided ball-progressor
- Marco Silva — pressing forward



Features

Clear role discipline, Variable block height, Selective progression.

Strengths


- Clear task discipline in basic structure
- Competitive intensity in both boxes
- Adaptable block heights by opponent

Development Areas

- Raise consistency in build-up support angles
- Increase box arrivals from midfield

Nation comparison

Relative to the UEFA deck line, Liechtenstein sits **below** average in possession, **below** average in pass accuracy and is **less aggressive** than the pressing benchmark. The current profile suggests stable but lower-event control phases.





Lithuania

Annual technical profile • one-page federation summary



Key Tactical Style of Play

Balanced development model with selective progression

- Clear role discipline
- Variable block height
- Selective progression

Team Formations

In possession: 4-3-3 with measured first phase

Out of possession: 4-1-4-1 compact block

Overall reading: 2-3-5 in patient phases | 4-1-4-1 compact organisation

In Possession

The model aims to reach **37.9** final-third passes and **7.5** box receptions per match-window, with a strong focus on support angles around the pivot and width occupation to stretch the last line.

- Pivot offers safe outlet
- Wide players protect transition lanes
- Centre-backs prioritise spacing before progression

Out of Possession

The defensive reference is a **mid-to-low** block. With PPDA at **9.14**, the team profile is less aggressive than the deck benchmark and uses compact distances to protect the central lane.

Transitions

Transition value is created through the first pass after regain and the positioning of the nearest 8/10 around the ball zone. The page is prepared for direct clip linking: regain, first pass, second action, finish.

POSSESSION

46.9%

below UEFA deck avg

PASS ACCURACY

73.9%

below UEFA deck avg

PPDA

9.14

less aggressive than avg

XG WINDOW

3.08

sample/report model

SHOTS / MATCH

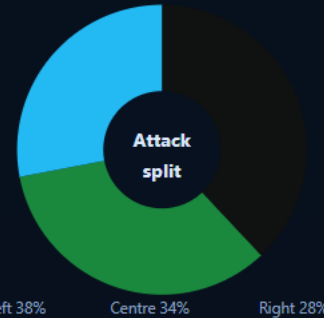
9.3

chance volume

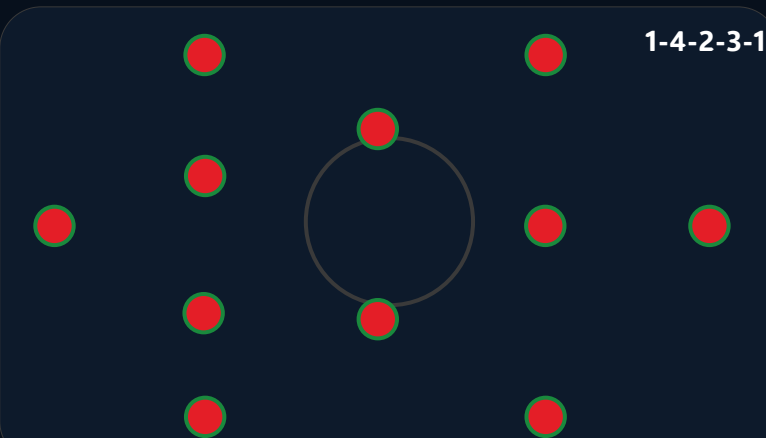
FINAL-3RD PASSES

37.9

progression index



Possession / pressing trend



Best Players

- Axel Lind — deep build-up midfielder
- Jonas Nilsen — left-sided ball-progressor
- Elias Virtanen — pressing forward



Features

Clear role discipline, Variable block height, Selective progression.

Strengths

- Clear task discipline in basic structure
- Competitive intensity in both boxes
- Adaptable block heights by opponent

Development Areas

- Raise consistency in build-up support angles
- Increase box arrivals from midfield

Nation comparison

Relative to the UEFA deck line, Lithuania sits **below** average in possession, **below** average in pass accuracy and is **less aggressive** than the pressing benchmark. The current profile suggests stable but lower-event control phases.





Key Tactical Style of Play

Balanced development model with selective progression

- Clear role discipline
- Variable block height
- Selective progression

Team Formations

In possession: 4-3-3 with measured first phase

Out of possession: 4-1-4-1 compact block

Overall reading: 2-3-5 in patient phases | 4-1-4-1 compact organisation

In Possession

The model aims to reach **39.4** final-third passes and **7.2** box receptions per match-window, with a strong focus on support angles around the pivot and width occupation to stretch the last line.

- Pivot offers safe outlet
- Wide players protect transition lanes
- Centre-backs prioritise spacing before progression

Out of Possession

The defensive reference is a **mid-to-low** block. With PPDA at **8.43**, the team profile is less aggressive than the deck benchmark and uses compact distances to protect the central lane.

Transitions

Transition value is created through the first pass after regain and the positioning of the nearest 8/10 around the ball zone. The page is prepared for direct clip linking: regain, first pass, second action, finish.

POSSESSION

48.7%

below UEFA deck avg

PASS ACCURACY

76.1%

below UEFA deck avg

PPDA

8.43

less aggressive than avg

XG WINDOW

3.26

sample/report model

SHOTS / MATCH

10.0

chance volume

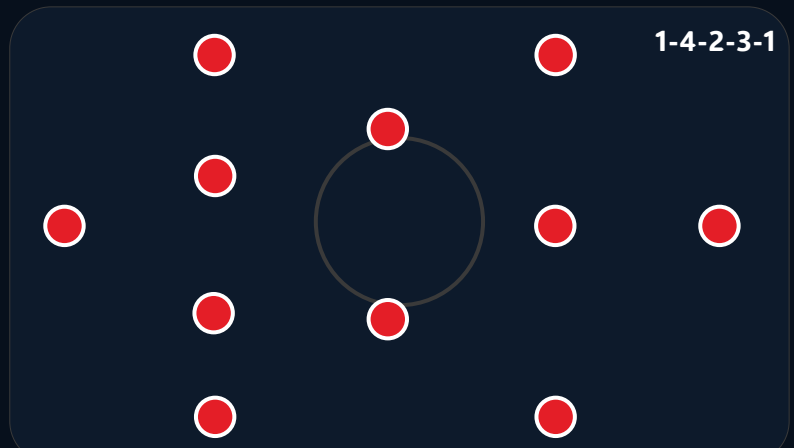
FINAL-3RD PASSES

39.4

progression index



Possession / pressing trend



Best Players

- Nico Martins — deep build-up midfielder
- Marco Silva — left-sided ball-progressor
- Aron Berg — pressing forward



Features

Clear role discipline, Variable block height, Selective progression.

Strengths


- Clear task discipline in basic structure
- Competitive intensity in both boxes
- Adaptable block heights by opponent

Development Areas

- Raise consistency in build-up support angles
- Increase box arrivals from midfield

Nation comparison

Relative to the UEFA deck line, Luxembourg sits **below** average in possession, **below** average in pass accuracy and is **less aggressive** than the pressing benchmark. The current profile suggests stable but lower-event control phases.





Key Tactical Style of Play

Balanced development model with selective progression

- Clear role discipline
- Variable block height
- Selective progression

Team Formations

In possession: 4-3-3 with measured first phase

Out of possession: 4-1-4-1 compact block

Overall reading: 2-3-5 in patient phases | 4-1-4-1 compact organisation

In Possession

The model aims to reach **40.3** final-third passes and **6.8** box receptions per match-window, with a strong focus on support angles around the pivot and width occupation to stretch the last line.

- Pivot offers safe outlet
- Wide players protect transition lanes
- Centre-backs prioritise spacing before progression

Out of Possession

The defensive reference is a **mid-to-low** block. With PPDA at **8.56**, the team profile is less aggressive than the deck benchmark and uses compact distances to protect the central lane.

Transitions

Transition value is created through the first pass after regain and the positioning of the nearest 8/10 around the ball zone. The page is prepared for direct clip linking: regain, first pass, second action, finish.

POSSESSION

47.3%

below UEFA deck avg

PASS ACCURACY

74.3%

below UEFA deck avg

PPDA

8.56

less aggressive than avg

XG WINDOW

3.78

sample/report model

SHOTS / MATCH

8.9

chance volume


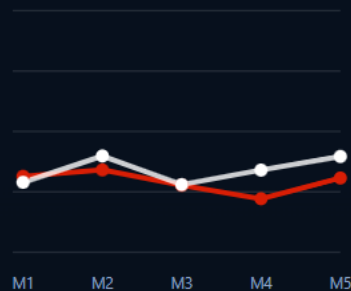
FINAL-3RD PASSES

40.3

progression index



Possession / pressing trend



Best Players

- Luka Kovács — deep build-up midfielder
- Aron Berg — left-sided ball-progressor
- Andreas Georgiou — pressing forward



Features

Clear role discipline, Variable block height, Selective progression.

Strengths


- Clear task discipline in basic structure
- Competitive intensity in both boxes
- Adaptable block heights by opponent

Development Areas

- Raise consistency in build-up support angles
- Increase box arrivals from midfield

Nation comparison

Relative to the UEFA deck line, Malta sits **below** average in possession, **below** average in pass accuracy and is **less aggressive** than the pressing benchmark. The current profile suggests stable but lower-event control phases.





Key Tactical Style of Play

Balanced development model with selective progression

- Clear role discipline
- Variable block height
- Selective progression

Team Formations

In possession: 4-3-3 with measured first phase

Out of possession: 4-1-4-1 compact block

Overall reading: 2-3-5 in patient phases | 4-1-4-1 compact organisation

In Possession

The model aims to reach **37.0** final-third passes and **7.4** box receptions per match-window, with a strong focus on support angles around the pivot and width occupation to stretch the last line.

- Pivot offers safe outlet
- Wide players protect transition lanes
- Centre-backs prioritise spacing before progression

Out of Possession

The defensive reference is a **mid-to-low** block. With PPDA at **8.19**, the team profile is less aggressive than the deck benchmark and uses compact distances to protect the central lane.

Transitions

Transition value is created through the first pass after regain and the positioning of the nearest 8/10 around the ball zone. The page is prepared for direct clip linking: regain, first pass, second action, finish.

POSSESSION

46.8%

below UEFA deck avg

PASS ACCURACY

74.0%

below UEFA deck avg

PPDA

8.19

less aggressive than avg

XG WINDOW

3.39

sample/report model

SHOTS / MATCH

9.2

chance volume

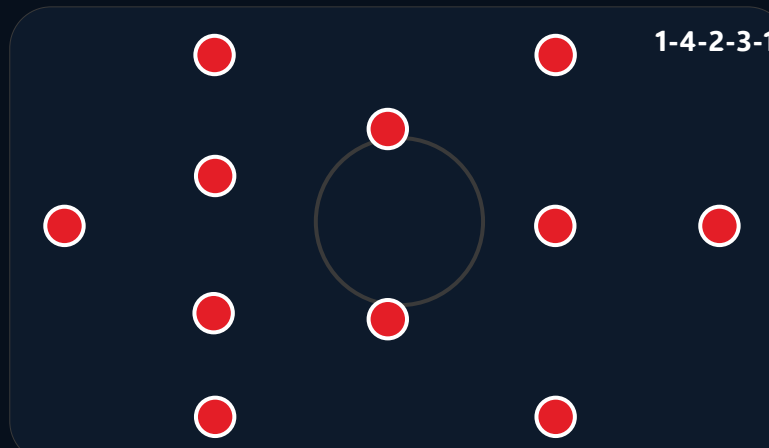
FINAL-3RD PASSES

37.0

progression index



Possession / pressing trend



Best Players

- Davit Mikadze — deep build-up midfielder
- Nursultan Bekov — left-sided ball-progressor
- Levon Sargsyan — pressing forward



Features

Clear role discipline, Variable block height, Selective progression.

Strengths


- Clear task discipline in basic structure
- Competitive intensity in both boxes
- Adaptable block heights by opponent

Development Areas

- Raise consistency in build-up support angles
- Increase box arrivals from midfield

Nation comparison

Relative to the UEFA deck line, Moldova sits **below** average in possession, **below** average in pass accuracy and is **less aggressive** than the pressing benchmark. The current profile suggests stable but lower-event control phases.





Key Tactical Style of Play

Direct progression with aggressive pressing triggers

- Direct progression
- Front-foot pressing
- Second-ball focus

Team Formations

In possession: 4-2-3-1 with early vertical service

Out of possession: 4-4-2 front press

Overall reading: 2-4-4 / 4-2-3-1 in attack | 4-4-2 first-line press

In Possession

The model aims to reach **36.0** final-third passes and **7.9** box receptions per match-window, with a strong focus on support angles around the pivot and width occupation to stretch the last line.

- 9 sets depth early
- 10 attacks second ball zone
- Fullbacks support with earlier delivery

Out of Possession

The defensive reference is a **high-to-mid** block. With PPDA at **7.7**, the team profile is more aggressive than the deck benchmark and uses compact distances to protect the central lane.

Transitions

Transition value is created through the first pass after regain and the positioning of the nearest 8/10 around the ball zone. The page is prepared for direct clip linking: regain, first pass, second action, finish.

POSSESSION

43.4%

below UEFA deck avg

PASS ACCURACY

77.9%

below UEFA deck avg

PPDA

7.7

more aggressive than avg

XG WINDOW

3.45

sample/report model

SHOTS / MATCH

10.6

chance volume

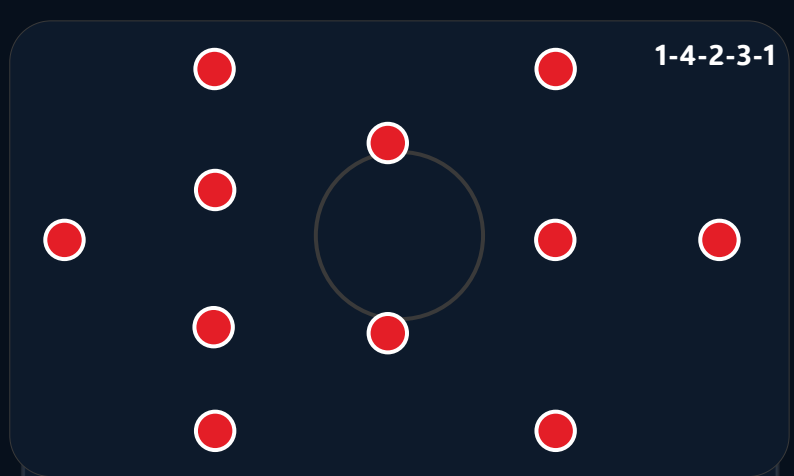
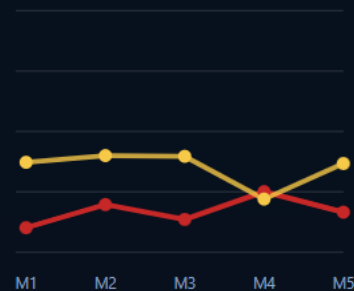
FINAL-3RD PASSES

36.0

progression index



Possession / pressing trend



Best Players

- Luka Jovanović — deep build-up midfielder
- Filip Kovačević — left-sided ball-progressor
- Marko Stojanov — pressing forward



Features

Direct progression, Front-foot pressing, Second-ball focus.

Strengths

- Fast access into advanced zones
- High volume of final-third entries
- Direct service into front line

Development Areas

- Improve shot selection after fast attacks
- Reduce structural stretching after first pass forward

Nation comparison

Relative to the UEFA deck line, Montenegro sits **below** average in possession, **below** average in pass accuracy and is **more aggressive** than the pressing benchmark. The current profile suggests more value from transition and direct territory gain.





Netherlands

Annual technical profile • one-page federation summary



Key Tactical Style of Play

Positional build-up with controlled rest-defence

- Build-up through thirds
- Attacks with width
- Rest-defence control

Team Formations

In possession: 4-3-3 into 3-2-5

Out of possession: 4-1-4-1 / 4-4-2 hybrid press

Overall reading: 3-2-5 in settled possession | 4-1-4-1 without the ball

In Possession

The model aims to reach **48.9** final-third passes and **10.3** box receptions per match-window, with a strong focus on support angles around the pivot and width occupation to stretch the last line.

- Goalkeeper as +1 in first phase
- 6 drops to connect centre-backs
- Wingers hold width while fullbacks underlap

Out of Possession

The defensive reference is a **high-to-mid** block. With PPDA at **7.69**, the team profile is more aggressive than the deck benchmark and uses compact distances to protect the central lane.

Transitions

Transition value is created through the first pass after regain and the positioning of the nearest 8/10 around the ball zone. The page is prepared for direct clip linking: regain, first pass, second action, finish.

POSSESSION

56.1%

above UEFA deck avg

PASS ACCURACY

83.9%

above UEFA deck avg

PPDA

7.69

more aggressive than avg

XG WINDOW

5.15

sample/report model

SHOTS / MATCH

14.0

chance volume

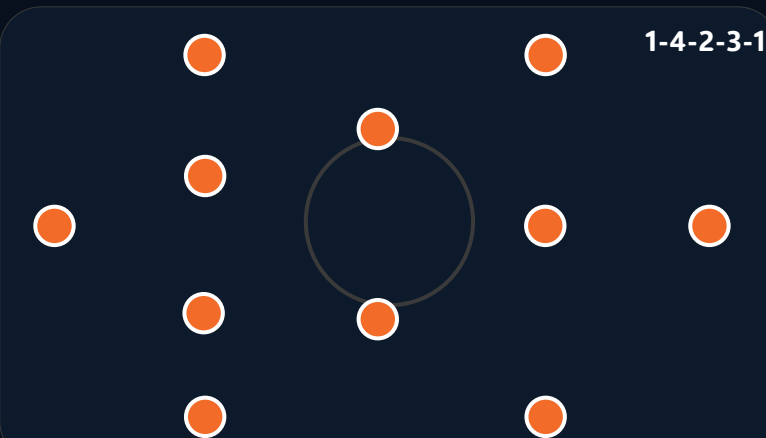
FINAL-3RD PASSES

48.9

progression index



Possession / pressing trend



Best Players

- Sami Lehtinen — deep build-up midfielder
- Tomas Novak — left-sided ball-progressor
- Luka Kovács — pressing forward



Features

Build-up through thirds, Attacks with width, Rest-defence control.

Strengths

- Controlled first-phase build-up
- Strong central occupation between lines
- High pass accuracy under pressure

Development Areas

- Increase penalty-box occupation on opposite-side attacks
- Accelerate final action after controlled entries

Nation comparison

Relative to the UEFA deck line, Netherlands sits **above** average in possession, **above** average in pass accuracy and is **more aggressive** than the pressing benchmark. The current profile suggests greater control through the thirds.





Key Tactical Style of Play

Direct progression with aggressive pressing triggers

- Direct progression
- Front-foot pressing
- Second-ball focus

Team Formations

In possession: 4-2-3-1 with early vertical service

Out of possession: 4-4-2 front press

Overall reading: 2-4-4 / 4-2-3-1 in attack | 4-4-2 first-line press

In Possession

The model aims to reach **39.1** final-third passes and **7.4** box receptions per match-window, with a strong focus on support angles around the pivot and width occupation to stretch the last line.

- 9 sets depth early
- 10 attacks second ball zone
- Fullbacks support with earlier delivery

Out of Possession

The defensive reference is a **mid-to-low** block. With PPDA at **7.98**, the team profile is more aggressive than the deck benchmark and uses compact distances to protect the central lane.

Transitions

Transition value is created through the first pass after regain and the positioning of the nearest 8/10 around the ball zone. The page is prepared for direct clip linking: regain, first pass, second action, finish.

POSSESSION

44.4%

below UEFA deck avg

PASS ACCURACY

78.5%

below UEFA deck avg

PPDA

7.98

more aggressive than avg

XG WINDOW

3.39

sample/report model

SHOTS / MATCH

9.7

chance volume

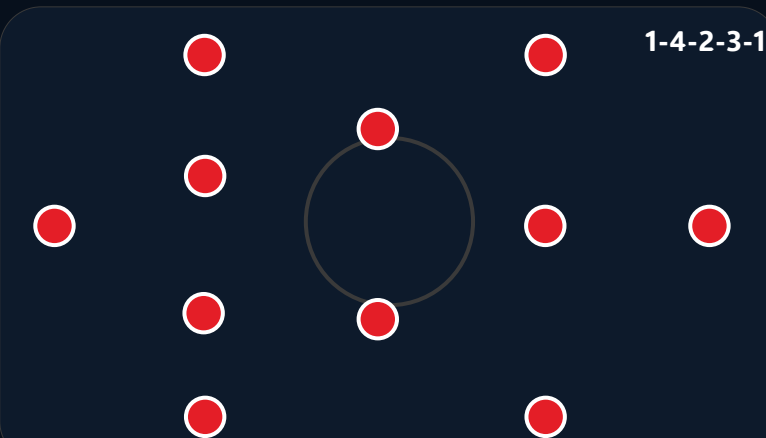
FINAL-3RD PASSES

39.1

progression index



Possession / pressing trend



Best Players

- Luka Jovanović — deep build-up midfielder
- Marko Stojanov — left-sided ball-progressor
- Filip Kovačević — pressing forward



Features

Direct progression, Front-foot pressing, Second-ball focus.

Strengths

- Fast access into advanced zones
- High volume of final-third entries
- Direct service into front line

Development Areas

- Improve shot selection after fast attacks
- Reduce structural stretching after first pass forward

Nation comparison

Relative to the UEFA deck line, North Macedonia sits **below** average in possession, **below** average in pass accuracy and is **more aggressive** than the pressing benchmark. The current profile suggests more value from transition and direct territory gain.





Northern Ireland

Annual technical profile • one-page federation summary



Key Tactical Style of Play

Transition-led model with reactive pressing

Counterattack threat

Wide transition runs

Aggressive duels

Team Formations

In possession: 4-2-3-1 with wide release

Out of possession: 4-5-1 / 4-4-2 compact block

Overall reading: 2-3-2-3 with quick wide release | 4-5-1 to 4-4-2 defensive shift

In Possession

The model aims to reach **38.7** final-third passes and **6.2** box receptions per match-window, with a strong focus on support angles around the pivot and width occupation to stretch the last line.

- Front line attacks space immediately
- Nearest 8 supports first pass
- Fullbacks recover early into line of four

Out of Possession

The defensive reference is a **mid-to-low** block. With PPDA at **8.48**, the team profile is less aggressive than the deck benchmark and uses compact distances to protect the central lane.

Transitions

Transition value is created through the first pass after regain and the positioning of the nearest 8/10 around the ball zone. The page is prepared for direct clip linking: regain, first pass, second action, finish.

POSSESSION

45.5%

below UEFA deck avg

PASS ACCURACY

77.8%

below UEFA deck avg

PPDA

8.48

less aggressive than avg

XG WINDOW

3.81

sample/report model

SHOTS / MATCH

8.3

chance volume

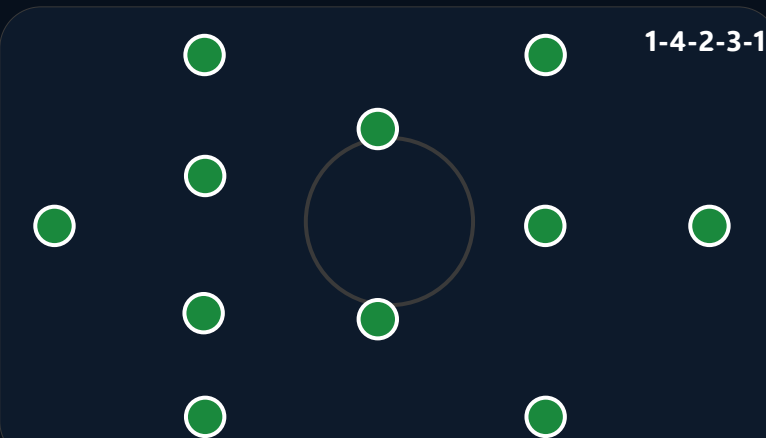
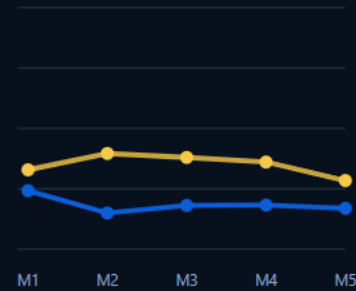
FINAL-3RD PASSES

38.7

progression index



Possession / pressing trend



Best Players

- Callum Reid — deep build-up midfielder
- Sean Doyle — left-sided ball-progressor
- Owen Price — pressing forward



Features

Counterattack threat, Wide transition runs, Aggressive duels.

Strengths

- Quick vertical release after regain
- Open-field attacking threat
- Early forward passing after recoveries

Development Areas

- Improve control after first vertical pass
- Reduce forced long defending sequences

Nation comparison

Relative to the UEFA deck line, Northern Ireland sits **below** average in possession, **below** average in pass accuracy and is **less aggressive** than the pressing benchmark. The current profile suggests more value from transition and direct territory gain.





Key Tactical Style of Play

Mid-block control with measured circulation

- Mid-block control
- Set structure
- Tempo management

Team Formations

In possession: 4-3-3 with safer first phase

Out of possession: 4-4-2 mid block

Overall reading: 2-3-5 in longer attacks | 4-4-2 compact block

In Possession

The model aims to reach **45.2** final-third passes and **9.8** box receptions per match-window, with a strong focus on support angles around the pivot and width occupation to stretch the last line.

- Double pivot protects central lane
- Wide midfielders track fullback runs
- Back line holds compact distances

Out of Possession

The defensive reference is a **high-to-mid** block. With PPDA at **6.89**, the team profile is more aggressive than the deck benchmark and uses compact distances to protect the central lane.

Transitions

Transition value is created through the first pass after regain and the positioning of the nearest 8/10 around the ball zone. The page is prepared for direct clip linking: regain, first pass, second action, finish.

POSSESSION

48.6%

below UEFA deck avg

PASS ACCURACY

80.8%

above UEFA deck avg

PPDA

6.89

more aggressive than avg

XG WINDOW

4.7

sample/report model

SHOTS / MATCH

13.6

chance volume

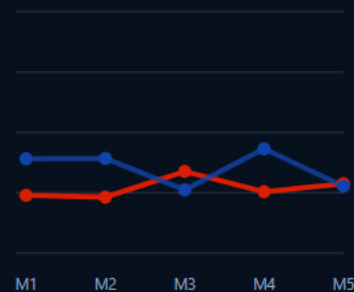
FINAL-3RD PASSES

45.2

progression index



Possession / pressing trend



Best Players

- Óli Poulsen — deep build-up midfielder
- Jonas Nilsen — left-sided ball-progressor
- Emil Hansen — pressing forward



Features

Mid-block control, Set structure, Tempo management.

Strengths

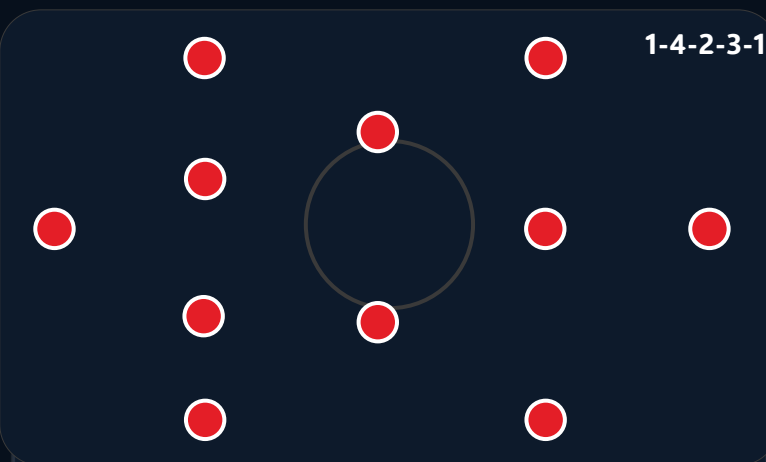
- Compact defensive distances
- Stable line coordination
- Efficient recovery runs

Development Areas

- Increase attacking risk after controlled recoveries
- Find more line-breaking passes from central midfield

Nation comparison

Relative to the UEFA deck line, Norway sits **below** average in possession, **above** average in pass accuracy and is **more aggressive** than the pressing benchmark. The current profile suggests stable but lower-event control phases.





Key Tactical Style of Play

Direct progression with aggressive pressing triggers

- Direct progression
- Front-foot pressing
- Second-ball focus

Team Formations

In possession: 4-2-3-1 with early vertical service

Out of possession: 4-4-2 front press

Overall reading: 2-4-4 / 4-2-3-1 in attack | 4-4-2 first-line press

In Possession

The model aims to reach **42.8** final-third passes and **9.3** box receptions per match-window, with a strong focus on support angles around the pivot and width occupation to stretch the last line.

- 9 sets depth early
- 10 attacks second ball zone
- Fullbacks support with earlier delivery

Out of Possession

The defensive reference is a **mid-to-low** block. With PPDA at **8.27**, the team profile is less aggressive than the deck benchmark and uses compact distances to protect the central lane.

Transitions

Transition value is created through the first pass after regain and the positioning of the nearest 8/10 around the ball zone. The page is prepared for direct clip linking: regain, first pass, second action, finish.

POSSESSION

50.6%

above UEFA deck avg

PASS ACCURACY

76.5%

below UEFA deck avg

PPDA

8.27

less aggressive than avg

XG WINDOW

4.1

sample/report model

SHOTS / MATCH

9.9

chance volume

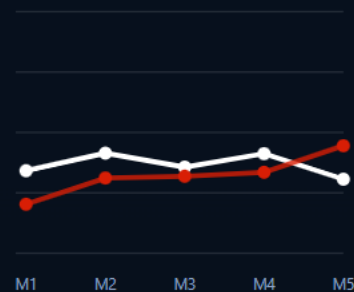
FINAL-3RD PASSES

42.8

progression index



Possession / pressing trend



Best Players

- Luka Jovanović — deep build-up midfielder
- Filip Kovačević — left-sided ball-progressor
- Andrei Popescu — pressing forward



Features

Direct progression, Front-foot pressing, Second-ball focus.

Strengths


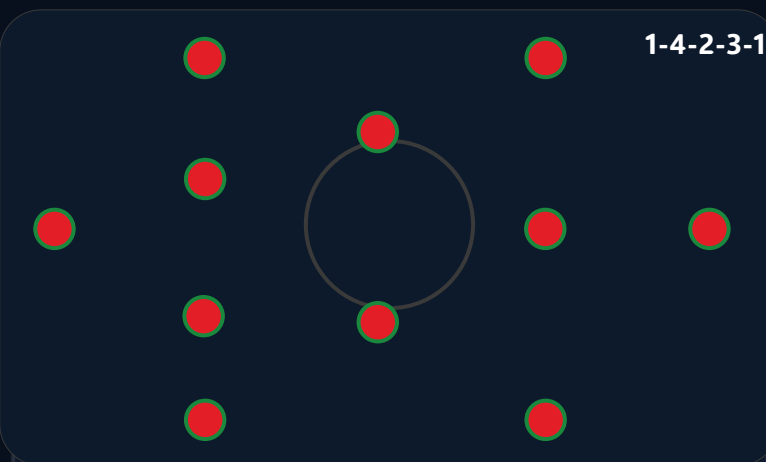
- Fast access into advanced zones
- High volume of final-third entries
- Direct service into front line

Development Areas

- Improve shot selection after fast attacks
- Reduce structural stretching after first pass forward

Nation comparison

Relative to the UEFA deck line, Poland sits **above** average in possession, **below** average in pass accuracy and is **less aggressive** than the pressing benchmark. The current profile suggests more value from transition and direct territory gain.





Portugal

Annual technical profile • one-page federation summary



Key Tactical Style of Play

Positional build-up with controlled rest-defence

Build-up through thirds

Attacks with width

Rest-defence control

Team Formations

In possession: 4-3-3 into 3-2-5

Out of possession: 4-1-4-1 / 4-4-2 hybrid press

Overall reading: 3-2-5 in settled possession | 4-1-4-1 without the ball

In Possession

The model aims to reach **49.8** final-third passes and **12.4** box receptions per match-window, with a strong focus on support angles around the pivot and width occupation to stretch the last line.

- Goalkeeper as +1 in first phase
- 6 drops to connect centre-backs
- Wingers hold width while fullbacks underlap

Out of Possession

The defensive reference is a **high-to-mid** block. With PPDA at **6.56**, the team profile is more aggressive than the deck benchmark and uses compact distances to protect the central lane.

Transitions

Transition value is created through the first pass after regain and the positioning of the nearest 8/10 around the ball zone. The page is prepared for direct clip linking: regain, first pass, second action, finish.

POSSESSION

53.2%

above UEFA deck avg

PASS ACCURACY

83.9%

above UEFA deck avg

PPDA

6.56

more aggressive than avg

XG WINDOW

5.5

sample/report model

SHOTS / MATCH

15.6

chance volume

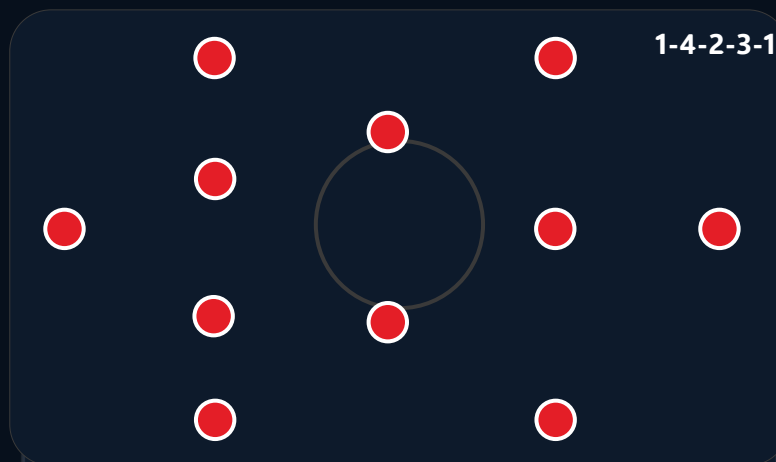
FINAL-3RD PASSES

49.8

progression index



Possession / pressing trend



Best Players

- Miguel Pereira — deep build-up midfielder
- João Silva — left-sided ball-progressor
- Rafael Costa — pressing forward



Features

Build-up through thirds, Attacks with width, Rest-defence control.

Strengths


- Controlled first-phase build-up
- Strong central occupation between lines
- High pass accuracy under pressure

Development Areas

- Increase penalty-box occupation on opposite-side attacks
- Accelerate final action after controlled entries

Nation comparison

Relative to the UEFA deck line, Portugal sits **above** average in possession, **above** average in pass accuracy and is **more aggressive** than the pressing benchmark. The current profile suggests greater control through the thirds.





Key Tactical Style of Play

Transition-led model with reactive pressing

Counterattack threat

Wide transition runs

Aggressive duels

Team Formations

In possession: 4-2-3-1 with wide release

Out of possession: 4-5-1 / 4-4-2 compact block

Overall reading: 2-3-2-3 with quick wide release | 4-5-1 to 4-4-2 defensive shift

In Possession

The model aims to reach **42.5** final-third passes and **8.5** box receptions per match-window, with a strong focus on support angles around the pivot and width occupation to stretch the last line.

- Front line attacks space immediately
- Nearest 8 supports first pass
- Fullbacks recover early into line of four

Out of Possession

The defensive reference is a **mid-to-low** block. With PPDA at **8.28**, the team profile is less aggressive than the deck benchmark and uses compact distances to protect the central lane.

Transitions

Transition value is created through the first pass after regain and the positioning of the nearest 8/10 around the ball zone. The page is prepared for direct clip linking: regain, first pass, second action, finish.

POSSESSION

50.2%

above UEFA deck avg

PASS ACCURACY

79.9%

above UEFA deck avg

PPDA

8.28

less aggressive than avg

XG WINDOW

4.15

sample/report model

SHOTS / MATCH

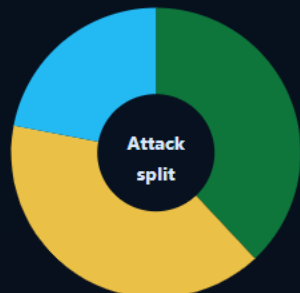
10.8

chance volume

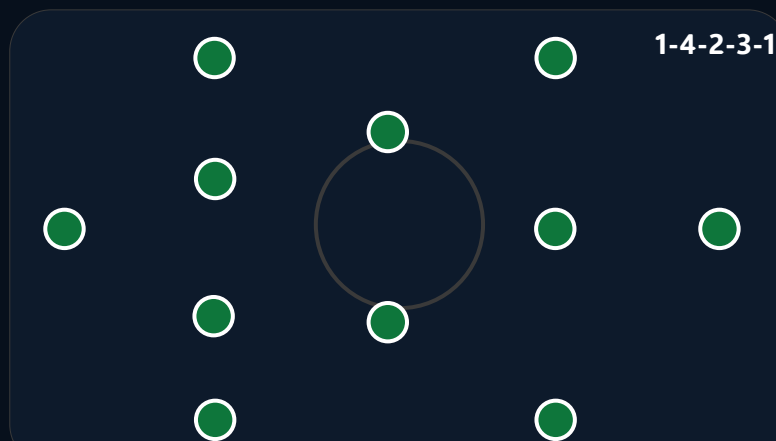
FINAL-3RD PASSES

42.5

progression index



Possession / pressing trend



Best Players

- Owen Price — deep build-up midfielder
- Rhys Morgan — left-sided ball-progressor
- Finn Taylor — pressing forward



Features

Counterattack threat, Wide transition runs, Aggressive duels.

Strengths


- Quick vertical release after regain
- Open-field attacking threat
- Early forward passing after recoveries

Development Areas

- Improve control after first vertical pass
- Reduce forced long defending sequences

Nation comparison

Relative to the UEFA deck line, Republic of Ireland sits **above** average in possession, **above** average in pass accuracy and is **less aggressive** than the pressing benchmark. The current profile suggests more value from transition and direct territory gain.





Key Tactical Style of Play

Direct progression with aggressive pressing triggers

- Direct progression
- Left-flank emphasis
- Aggressive first-line press

Team Formations

In possession: 4-2-3-1 with direct left-sided access

Out of possession: 4-4-2 pressing shape

Overall reading: 2-4-4 / 4-2-3-1 in attack | 4-4-2 first-line press

In Possession

The model aims to reach **46.0** final-third passes and **13.3** box receptions per match-window, with a strong focus on support angles around the pivot and width occupation to stretch the last line.

- 9 sets depth early
- 10 attacks second ball zone
- Fullbacks support with earlier delivery

Out of Possession

The defensive reference is a **high-to-mid** block. With PPDA at **6.37**, the team profile is more aggressive than the deck benchmark and uses compact distances to protect the central lane.

Transitions

Transition value is created through the first pass after regain and the positioning of the nearest 8/10 around the ball zone. The page is prepared for direct clip linking: regain, first pass, second action, finish.

POSSESSION

43.5%

below UEFA deck avg

PASS ACCURACY

73.8%

below UEFA deck avg

PPDA

6.37

more aggressive than avg

XG WINDOW

5.77

sample/report model

SHOTS / MATCH

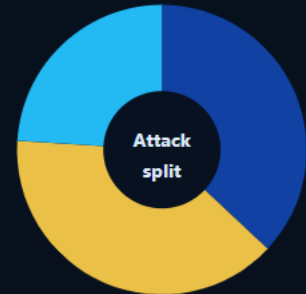
15.0

chance volume

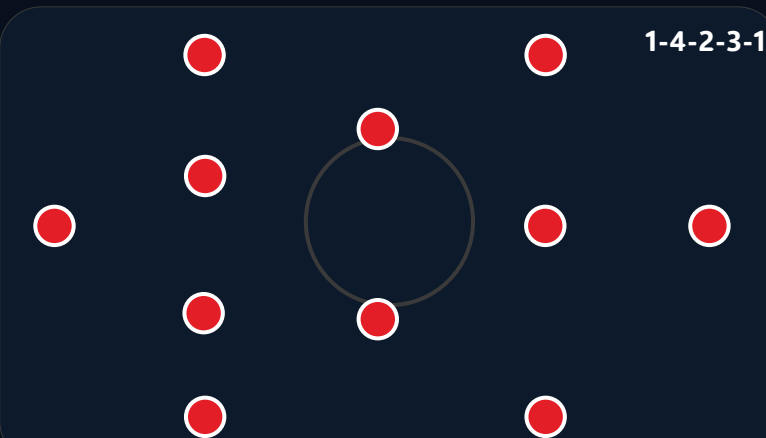
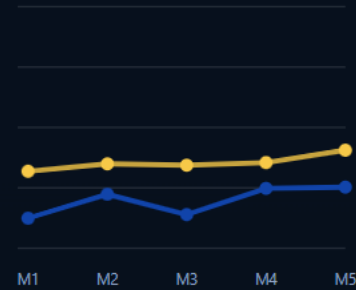
FINAL-3RD PASSES

46.0

progression index



Possession / pressing trend



Best Players

- Luka Jovanović — deep build-up midfielder
- Filip Kovačević — left-sided ball-progressor
- Petar Dimitrov — pressing forward



Features

Direct progression, Left-flank emphasis, Aggressive first-line press.

Strengths

- Highest shot volume and hot-zone access
- Most aggressive press in the tournament sample
- Strong interception profile

Development Areas

- Shot selection and final pass quality in the box
- Left-side defensive protection after attacking rotations

Nation comparison

Relative to the UEFA deck line, Romania sits **below** average in possession, **below** average in pass accuracy and is **more aggressive** than the pressing benchmark. The current profile suggests more value from transition and direct territory gain.





Russia

Annual technical profile • one-page federation summary



Key Tactical Style of Play

Balanced development model with selective progression

- Clear role discipline
- Variable block height
- Selective progression

Team Formations

In possession: 4-3-3 with measured first phase

Out of possession: 4-1-4-1 compact block

Overall reading: 2-3-5 in patient phases | 4-1-4-1 compact organisation

In Possession

The model aims to reach **39.9** final-third passes and **8.0** box receptions per match-window, with a strong focus on support angles around the pivot and width occupation to stretch the last line.

- Pivot offers safe outlet
- Wide players protect transition lanes
- Centre-backs prioritise spacing before progression

Out of Possession

The defensive reference is a **mid-to-low** block. With PPDA at **8.04**, the team profile is less aggressive than the deck benchmark and uses compact distances to protect the central lane.

Transitions

Transition value is created through the first pass after regain and the positioning of the nearest 8/10 around the ball zone. The page is prepared for direct clip linking: regain, first pass, second action, finish.

POSSESSION

48.0%

below UEFA deck avg

PASS ACCURACY

75.1%

below UEFA deck avg

PPDA

8.04

less aggressive than avg

XG WINDOW

3.45

sample/report model

SHOTS / MATCH

11.5

chance volume

FINAL-3RD PASSES

39.9

progression index



Possession / pressing trend



Best Players

- Davit Mikadze — deep build-up midfielder
- Nursultan Bekov — left-sided ball-progressor
- Ilya Sokolov — pressing forward



Features

Clear role discipline, Variable block height, Selective progression.

Strengths

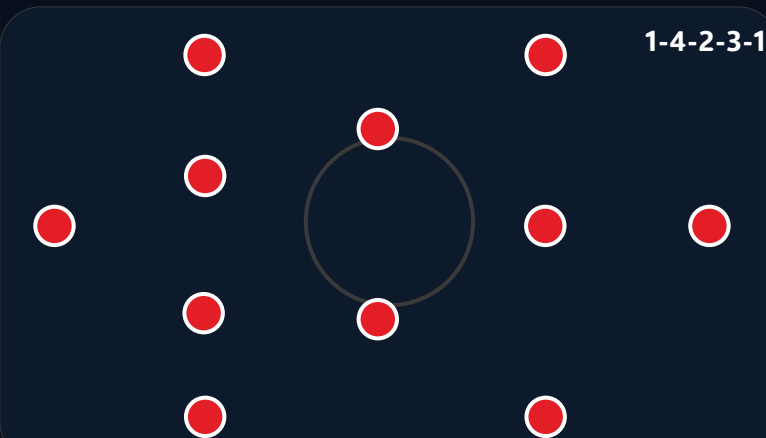
- Clear task discipline in basic structure
- Competitive intensity in both boxes
- Adaptable block heights by opponent

Development Areas

- Raise consistency in build-up support angles
- Increase box arrivals from midfield

Nation comparison

Relative to the UEFA deck line, Russia sits **below** average in possession, **below** average in pass accuracy and is **less aggressive** than the pressing benchmark. The current profile suggests stable but lower-event control phases.





Key Tactical Style of Play

Balanced development model with selective progression

- Clear role discipline
- Variable block height
- Selective progression

Team Formations

In possession: 4-3-3 with measured first phase

Out of possession: 4-1-4-1 compact block

Overall reading: 2-3-5 in patient phases | 4-1-4-1 compact organisation

In Possession

The model aims to reach **32.8** final-third passes and **5.1** box receptions per match-window, with a strong focus on support angles around the pivot and width occupation to stretch the last line.

- Pivot offers safe outlet
- Wide players protect transition lanes
- Centre-backs prioritise spacing before progression

Out of Possession

The defensive reference is a **mid-to-low** block. With PPDA at **9.79**, the team profile is less aggressive than the deck benchmark and uses compact distances to protect the central lane.

Transitions

Transition value is created through the first pass after regain and the positioning of the nearest 8/10 around the ball zone. The page is prepared for direct clip linking: regain, first pass, second action, finish.

POSSESSION

39.6%

below UEFA deck avg

PASS ACCURACY

75.4%

below UEFA deck avg

PPDA

9.79

less aggressive than avg

XG WINDOW

2.37

sample/report model

SHOTS / MATCH

7.5

chance volume

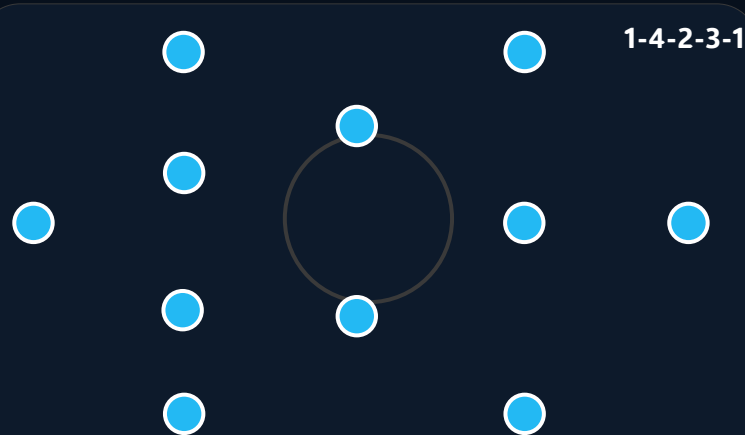
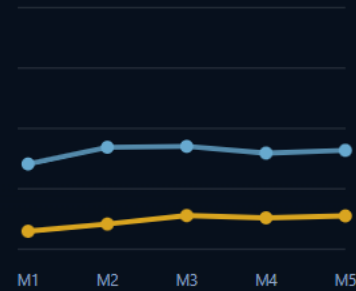
FINAL-3RD PASSES

32.8

progression index



Possession / pressing trend



Best Players

- Luka Kovács — deep build-up midfielder
- Nico Martins — left-sided ball-progressor
- Daniel Ionescu — pressing forward



Features

Clear role discipline, Variable block height, Selective progression.

Strengths

- Clear task discipline in basic structure
- Competitive intensity in both boxes
- Adaptable block heights by opponent

Development Areas

- Raise consistency in build-up support angles
- Increase box arrivals from midfield

Nation comparison

Relative to the UEFA deck line, San Marino sits **below** average in possession, **below** average in pass accuracy and is **less aggressive** than the pressing benchmark. The current profile suggests stable but lower-event control phases.





Scotland

Annual technical profile • one-page federation summary



Key Tactical Style of Play

Positional build-up with controlled rest-defence

Controlled circulation

Aggressive rest defence

Balanced flank use

Team Formations

In possession: 4-3-3 shifting to 3-2-5

Out of possession: 4-1-4-1 high-to-mid block

Overall reading: 3-2-5 in settled possession | 4-1-4-1 without the ball

In Possession

The model aims to reach **52.3** final-third passes and **12.0** box receptions per match-window, with a strong focus on support angles around the pivot and width occupation to stretch the last line.

- Goalkeeper as +1 in first phase
- 6 drops to connect centre-backs
- Wingers hold width while fullbacks underlap

Out of Possession

The defensive reference is a **high-to-mid** block. With PPDA at **6.64**, the team profile is more aggressive than the deck benchmark and uses compact distances to protect the central lane.

Transitions

Transition value is created through the first pass after regain and the positioning of the nearest 8/10 around the ball zone. The page is prepared for direct clip linking: regain, first pass, second action, finish.

POSSESSION

59.2%

above UEFA deck avg

PASS ACCURACY

82.4%

above UEFA deck avg

PPDA

6.64

more aggressive than avg

XG WINDOW

5.44

sample/report model

SHOTS / MATCH

11.7

chance volume

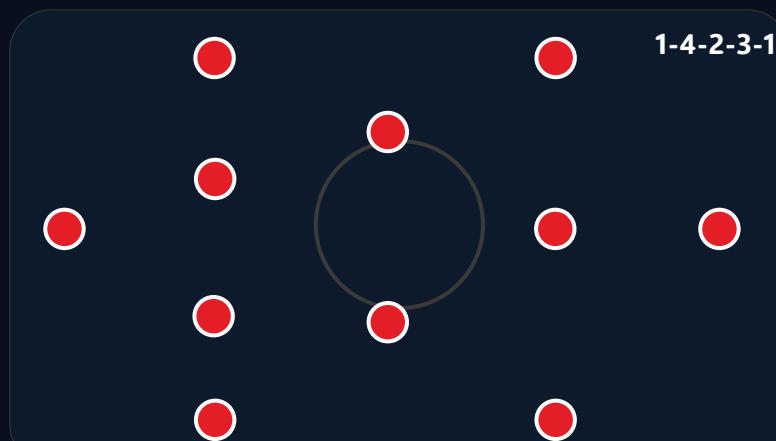
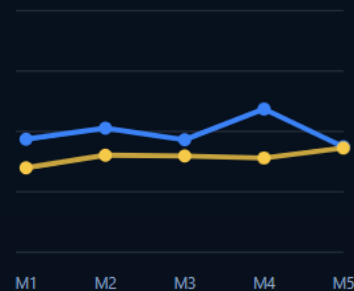
FINAL-3RD PASSES

52.3

progression index



Possession / pressing trend



Best Players

- Finn Taylor — deep build-up midfielder
- Owen Price — left-sided ball-progressor
- Callum Reid — pressing forward



Features

Controlled circulation, Aggressive rest defence, Balanced flank use.

Strengths


- Highest possession and pass accuracy in the tournament window
- Balanced left/right chance creation
- Best defensive balance in the sample

Development Areas

- Recognise earlier moments to attack space immediately after regain
- Maintain right-side coverage when fullback advances

Nation comparison

Relative to the UEFA deck line, Scotland sits **above** average in possession, **above** average in pass accuracy and is **more aggressive** than the pressing benchmark. The current profile suggests greater control through the thirds.





Key Tactical Style of Play

Direct progression with aggressive pressing triggers

- Direct progression
- Front-foot pressing
- Second-ball focus

Team Formations

In possession: 4-2-3-1 with early vertical service

Out of possession: 4-4-2 front press

Overall reading: 2-4-4 / 4-2-3-1 in attack | 4-4-2 first-line press

In Possession

The model aims to reach **44.4** final-third passes and **9.5** box receptions per match-window, with a strong focus on support angles around the pivot and width occupation to stretch the last line.

- 9 sets depth early
- 10 attacks second ball zone
- Fullbacks support with earlier delivery

Out of Possession

The defensive reference is a **mid-to-low** block. With PPDA at **7.97**, the team profile is more aggressive than the deck benchmark and uses compact distances to protect the central lane.

Transitions

Transition value is created through the first pass after regain and the positioning of the nearest 8/10 around the ball zone. The page is prepared for direct clip linking: regain, first pass, second action, finish.

POSSESSION

54.5%

above UEFA deck avg

PASS ACCURACY

78.8%

below UEFA deck avg

PPDA

7.97

more aggressive than avg

XG WINDOW

4.49

sample/report model

SHOTS / MATCH

13.6

chance volume

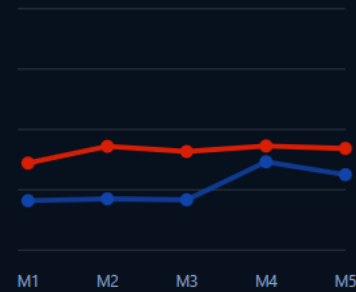
FINAL-3RD PASSES

44.4

progression index



Possession / pressing trend



Best Players

- Marko Stojanov — deep build-up midfielder
- Filip Kovačević — left-sided ball-progressor
- Luka Jovanović — pressing forward



Features

Direct progression, Front-foot pressing, Second-ball focus.

Strengths

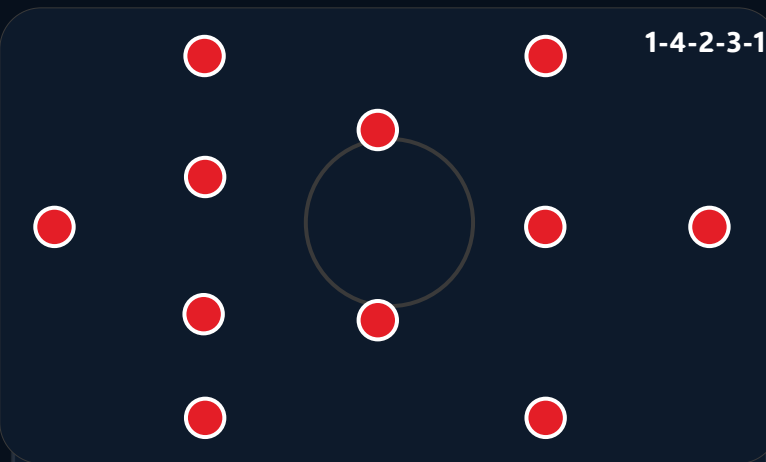
- Fast access into advanced zones
- High volume of final-third entries
- Direct service into front line

Development Areas

- Improve shot selection after fast attacks
- Reduce structural stretching after first pass forward

Nation comparison

Relative to the UEFA deck line, Serbia sits **above** average in possession, **below** average in pass accuracy and is **more aggressive** than the pressing benchmark. The current profile suggests more value from transition and direct territory gain.





Key Tactical Style of Play

Direct progression with aggressive pressing triggers

- Direct progression
- Front-foot pressing
- Second-ball focus

Team Formations

In possession: 4-2-3-1 with early vertical service

Out of possession: 4-4-2 front press

Overall reading: 2-4-4 / 4-2-3-1 in attack | 4-4-2 first-line press

In Possession

The model aims to reach **38.6** final-third passes and **8.6** box receptions per match-window, with a strong focus on support angles around the pivot and width occupation to stretch the last line.

- 9 sets depth early
- 10 attacks second ball zone
- Fullbacks support with earlier delivery

Out of Possession

The defensive reference is a **mid-to-low** block. With PPDA at **7.96**, the team profile is more aggressive than the deck benchmark and uses compact distances to protect the central lane.

Transitions

Transition value is created through the first pass after regain and the positioning of the nearest 8/10 around the ball zone. The page is prepared for direct clip linking: regain, first pass, second action, finish.

POSSESSION

49.4%

below UEFA deck avg

PASS ACCURACY

79.8%

above UEFA deck avg

PPDA

7.96

more aggressive than avg

XG WINDOW

4.31

sample/report model

SHOTS / MATCH

10.1

chance volume

FINAL-3RD PASSES

38.6

progression index



Possession / pressing trend



Best Players

- Andrei Popescu — deep build-up midfielder
- Luka Jovanović — left-sided ball-progressor
- Petar Dimitrov — pressing forward



Features

Direct progression, Front-foot pressing, Second-ball focus.

Strengths

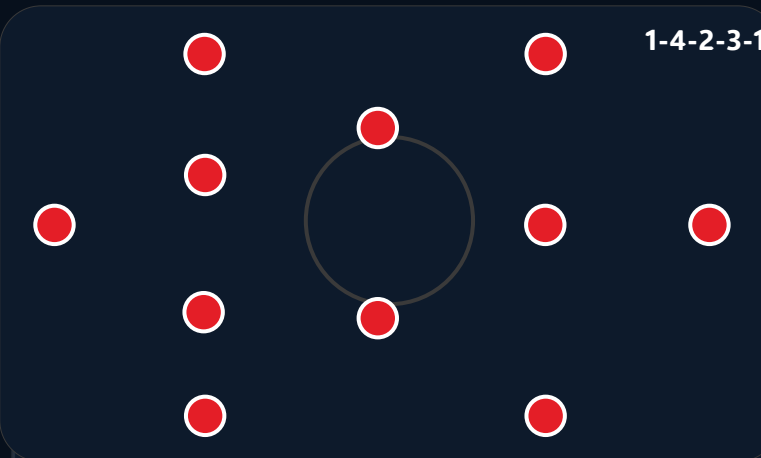
- Fast access into advanced zones
- High volume of final-third entries
- Direct service into front line

Development Areas

- Improve shot selection after fast attacks
- Reduce structural stretching after first pass forward

Nation comparison

Relative to the UEFA deck line, Slovakia sits **below** average in possession, **above** average in pass accuracy and is **more aggressive** than the pressing benchmark. The current profile suggests more value from transition and direct territory gain.





Slovenia

Annual technical profile • one-page federation summary



Key Tactical Style of Play

Balanced development model with selective progression

- Clear role discipline
- Variable block height
- Selective progression

Team Formations

In possession: 4-3-3 with measured first phase

Out of possession: 4-1-4-1 compact block

Overall reading: 2-3-5 in patient phases | 4-1-4-1 compact organisation

In Possession

The model aims to reach **43.0** final-third passes and **7.5** box receptions per match-window, with a strong focus on support angles around the pivot and width occupation to stretch the last line.

- Pivot offers safe outlet
- Wide players protect transition lanes
- Centre-backs prioritise spacing before progression

Out of Possession

The defensive reference is a **mid-to-low** block. With PPDA at **8.12**, the team profile is less aggressive than the deck benchmark and uses compact distances to protect the central lane.

Transitions

Transition value is created through the first pass after regain and the positioning of the nearest 8/10 around the ball zone. The page is prepared for direct clip linking: regain, first pass, second action, finish.

POSSESSION

49.5%

below UEFA deck avg

PASS ACCURACY

77.8%

below UEFA deck avg

PPDA

8.12

less aggressive than avg

XG WINDOW

3.61

sample/report model

SHOTS / MATCH

12.8

chance volume

FINAL-3RD PASSES

43.0

progression index



Possession / pressing trend



Best Players

- Filip Kovačević — deep build-up midfielder
- Andrei Popescu — left-sided ball-progressor
- Luka Jovanović — pressing forward



Features

Clear role discipline, Variable block height, Selective progression.

Strengths

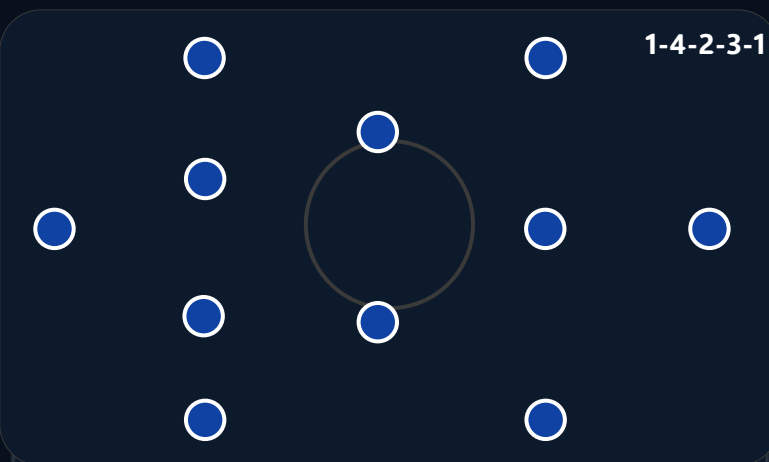
- Clear task discipline in basic structure
- Competitive intensity in both boxes
- Adaptable block heights by opponent

Development Areas

- Raise consistency in build-up support angles
- Increase box arrivals from midfield

Nation comparison

Relative to the UEFA deck line, Slovenia sits **below** average in possession, **below** average in pass accuracy and is **less aggressive** than the pressing benchmark. The current profile suggests stable but lower-event control phases.





Key Tactical Style of Play

Positional build-up with controlled rest-defence

Build-up through thirds

Attacks with width

Rest-defence control

Team Formations

In possession: 4-3-3 into 3-2-5

Out of possession: 4-1-4-1 / 4-4-2 hybrid press

Overall reading: 3-2-5 in settled possession | 4-1-4-1 without the ball

In Possession

The model aims to reach **51.7** final-third passes and **11.9** box receptions per match-window, with a strong focus on support angles around the pivot and width occupation to stretch the last line.

- Goalkeeper as +1 in first phase
- 6 drops to connect centre-backs
- Wingers hold width while fullbacks underlap

Out of Possession

The defensive reference is a **mid-to-low** block. With PPDA at **7.81**, the team profile is more aggressive than the deck benchmark and uses compact distances to protect the central lane.

Transitions

Transition value is created through the first pass after regain and the positioning of the nearest 8/10 around the ball zone. The page is prepared for direct clip linking: regain, first pass, second action, finish.

POSSESSION

55.9%

above UEFA deck avg

PASS ACCURACY

84.7%

above UEFA deck avg

PPDA

7.81

more aggressive than avg

XG WINDOW

5.15

sample/report model

SHOTS / MATCH

12.9

chance volume

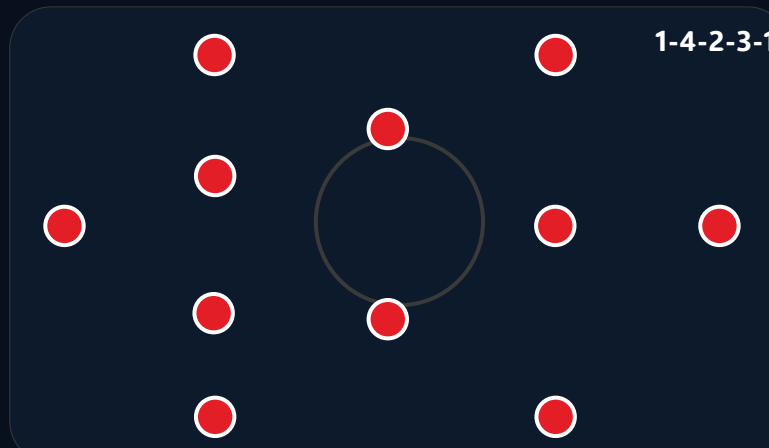
FINAL-3RD PASSES

51.7

progression index



Possession / pressing trend



Best Players

- Iker Santos — deep build-up midfielder
- Pablo Moreno — left-sided ball-progressor
- João Silva — pressing forward



Features

Build-up through thirds, Attacks with width, Rest-defence control.

Strengths

- Controlled first-phase build-up
- Strong central occupation between lines
- High pass accuracy under pressure

Development Areas

- Increase penalty-box occupation on opposite-side attacks
- Accelerate final action after controlled entries

Nation comparison

Relative to the UEFA deck line, Spain sits **above** average in possession, **above** average in pass accuracy and is **more aggressive** than the pressing benchmark. The current profile suggests greater control through the thirds.





Key Tactical Style of Play

Mid-block control with measured circulation

- Mid-block control
- Set structure
- Tempo management

Team Formations

In possession: 4-3-3 with safer first phase

Out of possession: 4-4-2 mid block

Overall reading: 2-3-5 in longer attacks | 4-4-2 compact block

In Possession

The model aims to reach **38.8** final-third passes and **9.4** box receptions per match-window, with a strong focus on support angles around the pivot and width occupation to stretch the last line.

- Double pivot protects central lane
- Wide midfielders track fullback runs
- Back line holds compact distances

Out of Possession

The defensive reference is a **high-to-mid** block. With PPDA at **7.51**, the team profile is more aggressive than the deck benchmark and uses compact distances to protect the central lane.

Transitions

Transition value is created through the first pass after regain and the positioning of the nearest 8/10 around the ball zone. The page is prepared for direct clip linking: regain, first pass, second action, finish.

POSSESSION

47.3%

below UEFA deck avg

PASS ACCURACY

79.6%

above UEFA deck avg

PPDA

7.51

more aggressive than avg

XG WINDOW

4.04

sample/report model

SHOTS / MATCH

11.4

chance volume

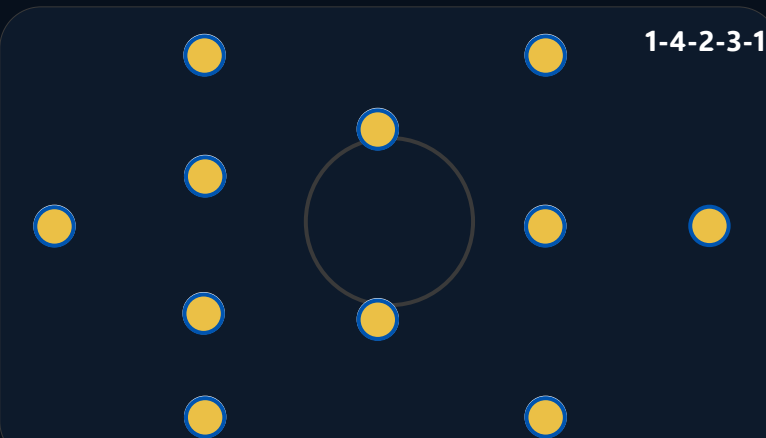
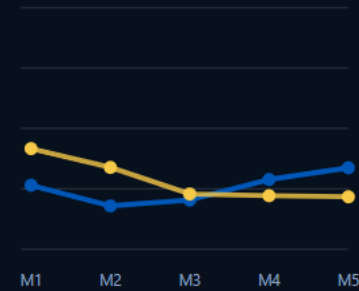
FINAL-3RD PASSES

38.8

progression index



Possession / pressing trend



Best Players

- Jonas Nilsen — deep build-up midfielder
- Óli Poulsen — left-sided ball-progressor
- Axel Lind — pressing forward



Features

Mid-block control, Set structure, Tempo management.

Strengths

- Compact defensive distances
- Stable line coordination
- Efficient recovery runs

Development Areas

- Increase attacking risk after controlled recoveries
- Find more line-breaking passes from central midfield

Nation comparison

Relative to the UEFA deck line, Sweden sits **below** average in possession, **above** average in pass accuracy and is **more aggressive** than the pressing benchmark. The current profile suggests stable but lower-event control phases.





Switzerland

Annual technical profile • one-page federation summary



Key Tactical Style of Play

Mid-block control with measured circulation

- Mid-block control
- Set structure
- Tempo management

Team Formations

In possession: 4-3-3 with safer first phase

Out of possession: 4-4-2 mid block

Overall reading: 2-3-5 in longer attacks | 4-4-2 compact block

In Possession

The model aims to reach **46.3** final-third passes and **9.4** box receptions per match-window, with a strong focus on support angles around the pivot and width occupation to stretch the last line.

- Double pivot protects central lane
- Wide midfielders track fullback runs
- Back line holds compact distances

Out of Possession

The defensive reference is a **high-to-mid** block. With PPDA at **7.26**, the team profile is more aggressive than the deck benchmark and uses compact distances to protect the central lane.

Transitions

Transition value is created through the first pass after regain and the positioning of the nearest 8/10 around the ball zone. The page is prepared for direct clip linking: regain, first pass, second action, finish.

POSSESSION

51.5%

above UEFA deck avg

PASS ACCURACY

82.4%

above UEFA deck avg

PPDA

7.26

more aggressive than avg

XG WINDOW

4.44

sample/report model

SHOTS / MATCH

13.8

chance volume

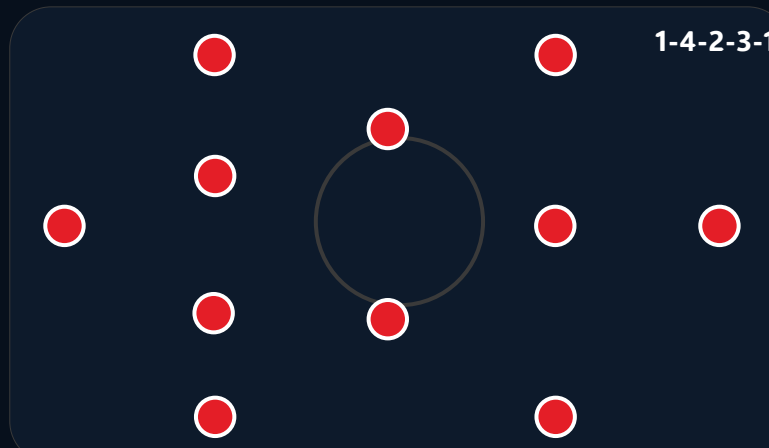
FINAL-3RD PASSES

46.3

progression index



Possession / pressing trend



Best Players

- Marco Silva — deep build-up midfielder
- Tomas Novak — left-sided ball-progressor
- Sami Lehtinen — pressing forward



Features

Mid-block control, Set structure, Tempo management.

Strengths

- Compact defensive distances
- Stable line coordination
- Efficient recovery runs

Development Areas

- Increase attacking risk after controlled recoveries
- Find more line-breaking passes from central midfield

Nation comparison

Relative to the UEFA deck line, Switzerland sits **above** average in possession, **above** average in pass accuracy and is **more aggressive** than the pressing benchmark. The current profile suggests stable but lower-event control phases.





Key Tactical Style of Play

Transition-led model with reactive pressing

Counterattack threat

Wide transition runs

Aggressive duels

Team Formations

In possession: 4-2-3-1 with wide release

Out of possession: 4-5-1 / 4-4-2 compact block

Overall reading: 2-3-2-3 with quick wide release | 4-5-1 to 4-4-2 defensive shift

In Possession

The model aims to reach **48.5** final-third passes and **9.3** box receptions per match-window, with a strong focus on support angles around the pivot and width occupation to stretch the last line.

- Front line attacks space immediately
- Nearest 8 supports first pass
- Fullbacks recover early into line of four

Out of Possession

The defensive reference is a **mid-to-low** block. With PPDA at **8.15**, the team profile is less aggressive than the deck benchmark and uses compact distances to protect the central lane.

Transitions

Transition value is created through the first pass after regain and the positioning of the nearest 8/10 around the ball zone. The page is prepared for direct clip linking: regain, first pass, second action, finish.

POSSESSION

54.3%

above UEFA deck avg

PASS ACCURACY

82.5%

above UEFA deck avg

PPDA

8.15

less aggressive than avg

XG WINDOW

4.46

sample/report model

SHOTS / MATCH

11.2

chance volume

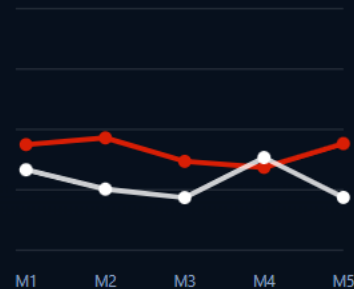
FINAL-3RD PASSES

48.5


progression index



Possession / pressing trend



Left 38% Centre 33% Right 29%



Best Players

- Ilya Sokolov — deep build-up midfielder
- Nursultan Bekov — left-sided ball-progressor
- Artem Melnyk — pressing forward



Features

Counterattack threat, Wide transition runs, Aggressive duels.

Strengths


- Quick vertical release after regain
- Open-field attacking threat
- Early forward passing after recoveries

Development Areas

- Improve control after first vertical pass
- Reduce forced long defending sequences

Nation comparison

Relative to the UEFA deck line, Türkiye sits **above** average in possession, **above** average in pass accuracy and is **less aggressive** than the pressing benchmark. The current profile suggests more value from transition and direct territory gain.





Key Tactical Style of Play

Mid-block control with measured circulation

- Mid-block control
- Set structure
- Tempo management

Team Formations

In possession: 4-3-3 with safer first phase

Out of possession: 4-4-2 mid block

Overall reading: 2-3-5 in longer attacks | 4-4-2 compact block

In Possession

The model aims to reach **49.1** final-third passes and **10.8** box receptions per match-window, with a strong focus on support angles around the pivot and width occupation to stretch the last line.

- Double pivot protects central lane
- Wide midfielders track fullback runs
- Back line holds compact distances

Out of Possession

The defensive reference is a **mid-to-low** block. With PPDA at **7.89**, the team profile is more aggressive than the deck benchmark and uses compact distances to protect the central lane.

Transitions

Transition value is created through the first pass after regain and the positioning of the nearest 8/10 around the ball zone. The page is prepared for direct clip linking: regain, first pass, second action, finish.

POSSESSION

50.4%

above UEFA deck avg

PASS ACCURACY

82.1%

above UEFA deck avg

PPDA

7.89

more aggressive than avg

XG WINDOW

4.48

sample/report model

SHOTS / MATCH

13.5

chance volume

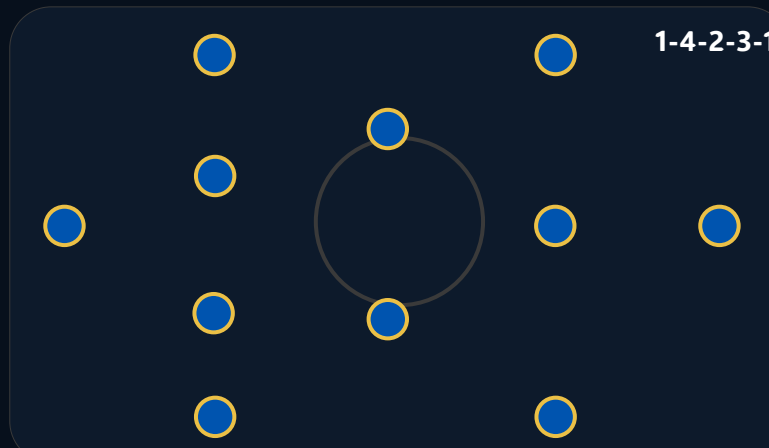
FINAL-3RD PASSES

49.1

progression index



Possession / pressing trend



Best Players

- Nursultan Bekov — deep build-up midfielder
- Artem Melnyk — left-sided ball-progressor
- Ilya Sokolov — pressing forward



Features

Mid-block control, Set structure, Tempo management.

Strengths

- Compact defensive distances
- Stable line coordination
- Efficient recovery runs

Development Areas

- Increase attacking risk after controlled recoveries
- Find more line-breaking passes from central midfield

Nation comparison

Relative to the UEFA deck line, Ukraine sits **above** average in possession, **above** average in pass accuracy and is **more aggressive** than the pressing benchmark. The current profile suggests stable but lower-event control phases.





Key Tactical Style of Play

Transition-led model with reactive pressing

- Direct release
- Reactive block
- Fast first pass after regain

Team Formations

In possession: 4-2-3-1 with early vertical release

Out of possession: 4-4-2 low-to-mid block

Overall reading: 2-3-2-3 with quick wide release | 4-5-1 to 4-4-2 defensive shift

In Possession

The model aims to reach **41.0** final-third passes and **6.5** box receptions per match-window, with a strong focus on support angles around the pivot and width occupation to stretch the last line.

- Front line attacks space immediately
- Nearest 8 supports first pass
- Fullbacks recover early into line of four

Out of Possession

The defensive reference is a **high-to-mid** block. With PPDA at **7.34**, the team profile is more aggressive than the deck benchmark and uses compact distances to protect the central lane.

Transitions

Transition value is created through the first pass after regain and the positioning of the nearest 8/10 around the ball zone. The page is prepared for direct clip linking: regain, first pass, second action, finish.

POSSESSION

45.8%

below UEFA deck avg

PASS ACCURACY

74.6%

below UEFA deck avg

PPDA

7.34

more aggressive than avg

XG WINDOW

1.76

sample/report model

SHOTS / MATCH

7.5

chance volume

FINAL-3RD PASSES

41.0

progression index



Possession / pressing trend



Best Players

- Finn Taylor — deep build-up midfielder
- Callum Reid — left-sided ball-progressor
- Rhys Morgan — pressing forward



Features

Direct release, Reactive block, Fast first pass after regain.

Strengths

- Quick transition intent after regain
- High defensive work-rate metrics
- Useful left-side creation tendency

Development Areas

- Final-third conversion and shot accuracy
- Reduce passive defending phases that lead to high clearance volume

Nation comparison

Relative to the UEFA deck line, Wales sits **below** average in possession, **below** average in pass accuracy and is **more aggressive** than the pressing benchmark. The current profile suggests more value from transition and direct territory gain.

