

Player Development Report

Alexandros Skender

Omonoia FC | Left Wing / Attacking Forward | Season 2025/2026

Cyprus U17 Division 1 & Cyprus U19 Division 1

Your Season at a Glance

You featured in **12 matches** this season across two age groups — 8 for Omonoia U17 (mostly as a starter) and 4 for Omonoia U19 (as a second-half substitute, stepping up an age group). That dual role is a clear sign of your development trajectory.

12

APPEARANCES
8 U17 + 4 U19

5

GOALS
3 U17 + 2 U19

2

ASSISTS
Both in U17

84%

TAKE-ON SUCCESS
27 of 32 (Avg: 54%)

2.65

XG (EXPECTED GOALS)
5 goals = +2.35 overperformance

38

FORWARD DRIBBLES
4.3/match vs avg 2.5

Your defining numbers this season are your **take-on success rate** and your **goal overperformance**. Scoring 5 goals from an xG of 2.65 means you are finishing chances at nearly twice the expected rate — a sign of composure and quality in front of goal. And your 84% take-on success rate, at 3.8 attempts per match, is the best combination of volume and efficiency among all U17 wingers in the competition.

Your Strengths

Your 1v1 Dribbling

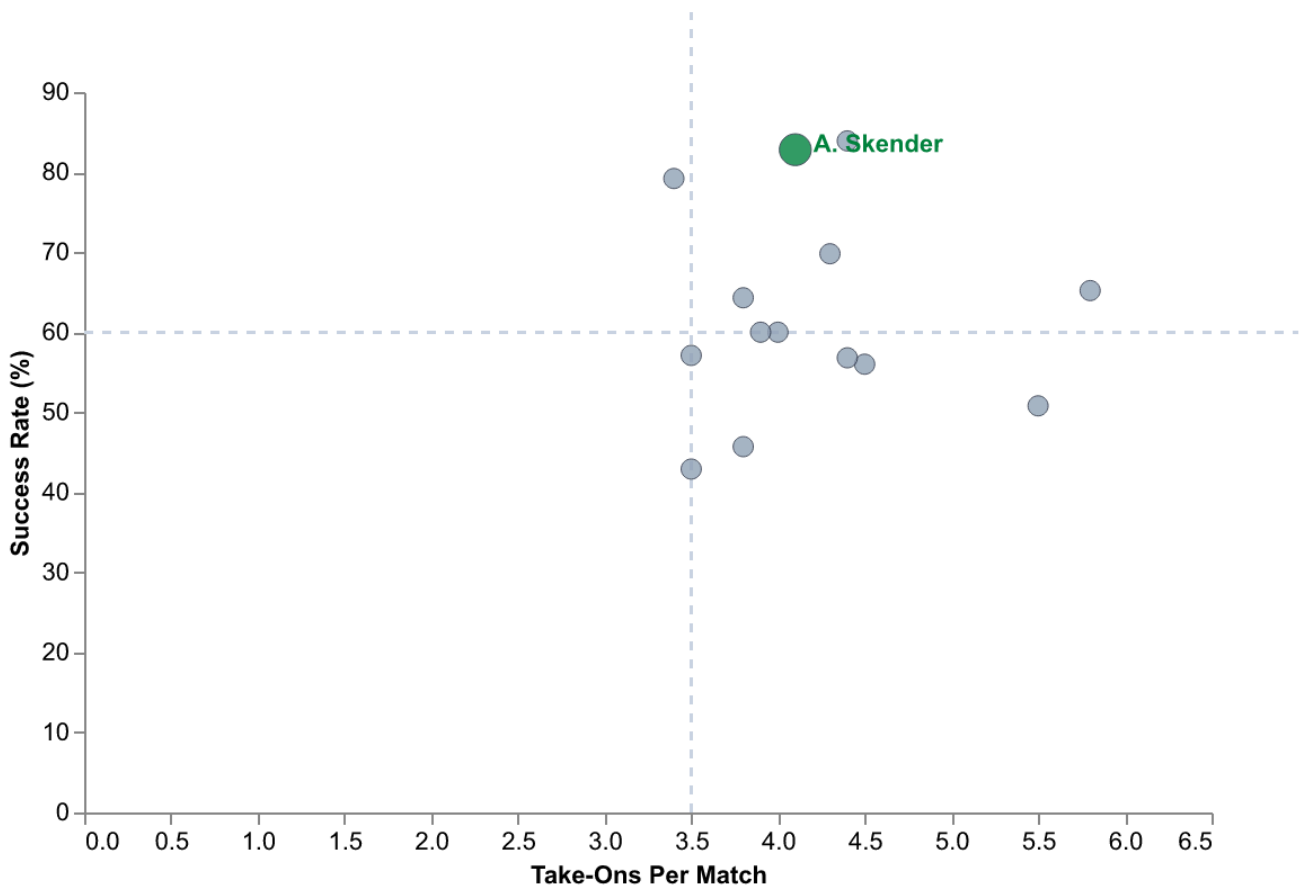
This is your standout quality, and the data makes it emphatic. You attempted **3.8 take-ons per match** in U17 with an **83% success rate**. To put that in context, the average U17 winger attempts 2.2 take-ons per match and succeeds 54% of the time. You attempt nearly twice as many and succeed at a far higher rate.

Among the top 15 dribblers in the U17 competition, only one player matched your success percentage at comparable volume — and several players who attempt more take-ons succeed at rates 20 to 30 percentage points lower than yours. This means you are not just willing to take players on, you are extremely difficult to stop.

Your dribbling also has purpose. You recorded **4.3 forward dribbles per match** (nearly double the position average of 2.5) and **1.4 dribbles into the penalty box per match**, compared to a position average of around 0.5. These are not dribbles for the sake of dribbling — they progress the ball and create danger.

Your best dribbling performance came against Karmiotissa (Round 12), where you completed **11 of 13 take-ons** — an extraordinary display. That game also produced a goal, underlining how your dribbling directly translates to attacking output.

U17 Take-On Artists — Volume vs Success Rate



Keep doing this. Your 1v1 ability is a weapon that few players in this age group can match. Continue backing yourself to take players on, particularly when you receive the ball in wide areas with space to attack. Your combination of success rate and directness is exceptional.

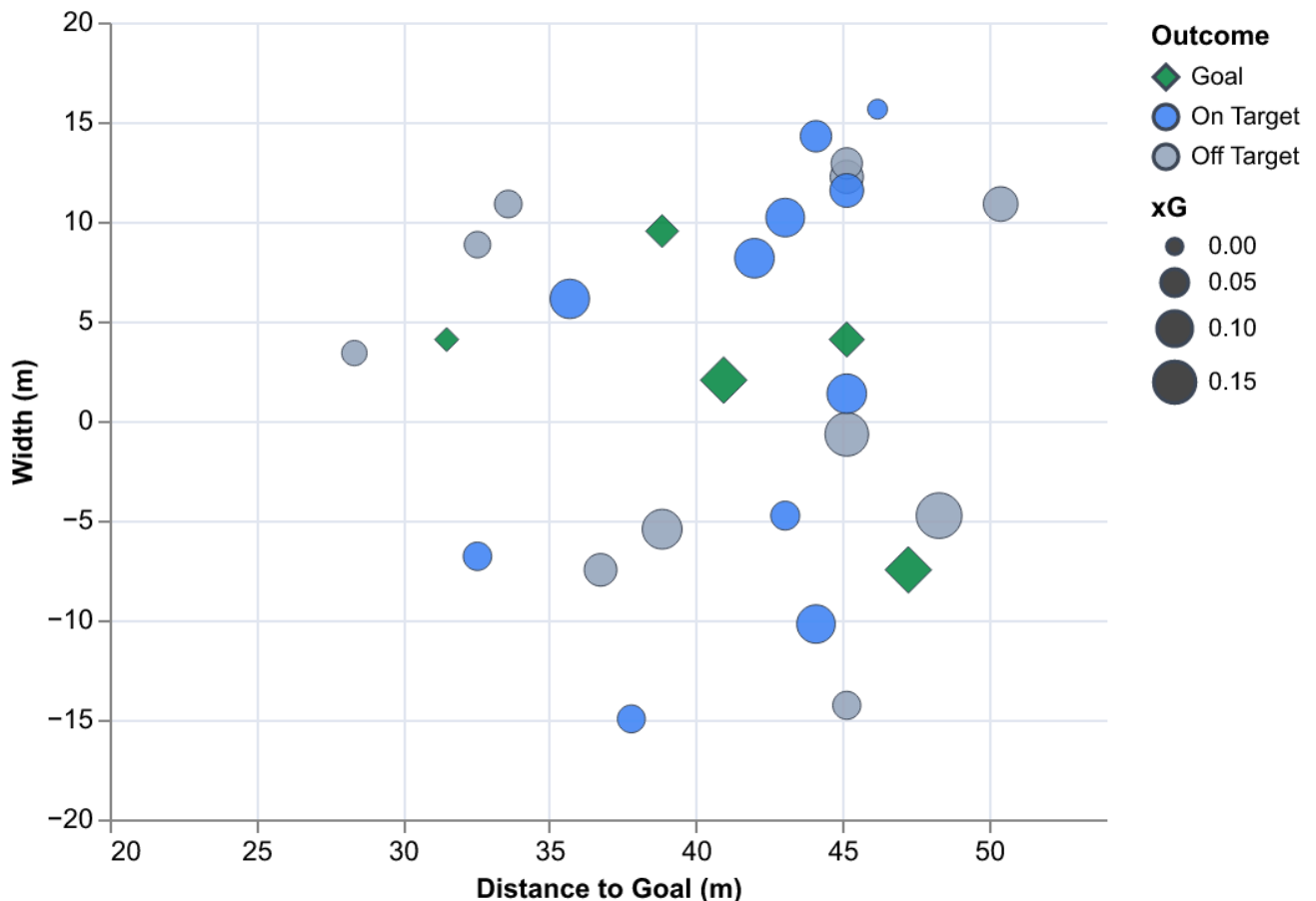
Your Clinical Finishing

You scored **5 goals** this season from an xG of just **2.65** — finishing at nearly double the expected rate. This is not a fluke across a single match; your goals came in 5 different games across both U17 and U19 competitions.

What makes this impressive is the variety of your goals. You scored a header from a cross against AEK (Round 3), an early close-range finish against Apollon (Round 7, 1st minute), a composed finish from a cross against Karmiotissa (Round 12), and — most remarkably — a long-range strike against Anorthosis U19 (Round 16) with an xG of just 0.03. That goal, scored as a second-half substitute stepping up an age group, showed real confidence and quality.

Your **shot accuracy of 59%** (16 shots on target out of 27) is well above average, and you showed you can score with both feet and your head. Of your 5 goals, 2 came with your right foot, 2 with your left, and 1 was a header.

Shot Map — All Competitions (27 Shots, 5 Goals)



Keep doing this. Your shot selection is good — the majority of your shots come from inside or around the penalty box. Your ability to score with both feet gives defenders less predictability. Continue looking for shooting opportunities early, and trust your finishing instinct.

Your Off-Ball Movement

One of the most telling aspects of your data is what you do *without* the ball. You made **77 underlapping runs** and **42 overlapping runs** across 12 matches. You also registered **20 box receptions** and **29 hot zone receptions** in U17 alone.

These numbers show that you are constantly making runs to receive the ball in dangerous areas. Your two assists both came from underlapping runs that ended with receptions inside the box — you made the run, received the ball, and created a goalscoring opportunity. This is a high-level skill: understanding when and where to move off the ball to create space.

Your positional versatility supports this. You played across **five positions** this season — LW, RW, CF, AMF, and CMF — adapting to different tactical demands. Your ability to operate across the front line, combined with your movement, makes you a flexible attacking option.

Keep doing this. Your movement is intelligent and purposeful. Continue making runs behind the defensive line and into the box — your instinct for finding space is a quality that will become even more valuable as you progress to higher levels.

Areas to Develop

Winning the Ball in the Air

Across 12 matches, you won just **4 of 12 aerial duels** — a win rate of **33%**. For a player who operates as a winger and occasional centre-forward, this is an area where improvement would add a significant dimension to your game.

You scored one headed goal (against AEK, Round 3), which shows you can be effective in the air when the delivery is right. But in general aerial contests — defensive or offensive — you are currently losing two out of every three. This limits your effectiveness from crosses delivered to you and from defensive set pieces.

Target: Improve aerial duel win rate to **50% or above** — focus on timing your jump, body positioning, and attacking the ball at its highest point. Specific heading drills with crosses from different angles will help build confidence and technique.

Pressing and Defensive Contribution

You averaged **1.8 pressures per match** in U17, compared with a position average of **3.0**. While your primary value is in attack, modern wingers are expected to contribute defensively, particularly by pressing the opposition's full-backs and centre-backs when they have the ball.

Your recovery numbers are reasonable (3.6 per match, slightly above the position average), which suggests you do track back when required. The gap is specifically in proactive pressing — closing down the ball-carrier to force errors or win possession higher up the pitch. In several matches (Apollon, Ethnikos Assias), you recorded zero pressures.

Target: Increase pressing actions to **3+ per match**. Focus on recognising pressing triggers — when the opponent receives a back-pass, when they take a heavy touch, or when they turn their back to goal. Even 1-2 additional pressing actions per match would bring you in line with positional expectations, and winning the ball high up the pitch creates immediate goalscoring opportunities.

Crossing Accuracy

You completed **6 of 16 crosses** in U17 — a success rate of **37.5%**. As a winger, crossing is a core skill, and while some of your best work comes from dribbling past defenders and cutting inside, improving your delivery from wide positions would make you a more complete wide player.

Your strength is clearly in carrying the ball and creating chances through dribbles rather than crosses. But as you face better-organised defences at higher levels, the ability to deliver an accurate cross — especially an early cross before the defence sets — becomes increasingly important.

Target: Improve crossing accuracy to **40%+**. Practice crossing after a dribble (not from a standing start), as this mirrors your game — you typically beat your man before delivering. Focus on the quality of your first touch after the dribble, setting yourself for the cross. Vary your delivery: low driven crosses, cut-backs from the byline, and whipped balls to the back post.

Match-by-Match Performance

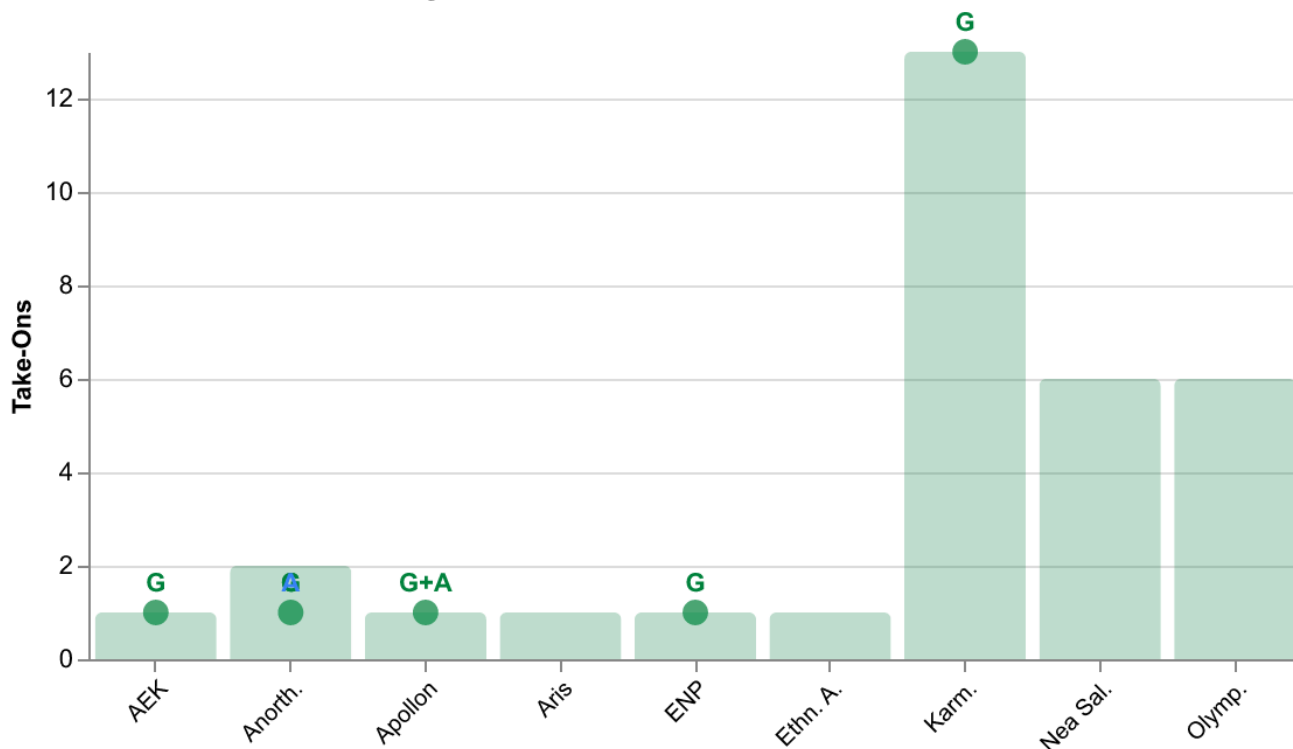
Round	Competition	Opponent	Pos	Min	Goals	Assists	Shots	Key Passes	Take-Ons (Succ)
2	U17	Nea Salamina	LW	0-80	0	0	3	0	6 (6)
3	U17	AEK	CF	0-70	1	0	3	2	1 (1)
6	U17	Olympiakos	LW	0-93	0	0	3	1	6 (3)
7	U17	Apollon	RW	0-70	1	1	3	1	1 (1)
8	U17	Aris	AMF	46-94	0	0	1	1	1 (1)
10	U17	Anorthosis	AMF	0-77	0	1	5	4	1 (1)
11	U17	Ethnikos Assias	CF	0-70	0	0	3	0	1 (1)
12	U17	Karmiotissa	LW	0-80	1	0	4	1	13 (11)
14	U19	ENP	AMF	46-92	1	0	2	0	1 (1)
15	U19	AEK	RW	46-93	0	0	0	0	0 (0)
16	U19	Anorthosis	CF	46-93	1	0	1	0	1 (1)
17	U19	Aris	LW	48-95	0	0	0	0	0 (0)

Standout performances:

- **Round 12 vs Karmiotissa** — your best all-round game. You completed 11 of 13 take-ons (an extraordinary number), had 4 shots, scored a goal, and were constantly involved. This was the kind of performance where you dominated the game from the wing.
- **Round 10 vs Anorthosis** — your most creative game. You registered 4 key passes and an assist, along with 5 shots. You were the primary creative force in this match.

- **Round 7 vs Apollon** — a complete attacking display: 1 goal inside the first minute and 1 assist, showing your ability to affect the game decisively.
- **Round 16 vs Anorthosis U19** — as a second-half substitute stepping up to U19, you scored a long-range goal with an xG of just 0.03. That is a statement goal — confidence and quality against older opponents.

Match-by-Match: Take-Ons and Goal Contributions



Position-Specific Analysis: The Wide Attacker

Your profile is that of a **direct, ball-carrying winger** who creates danger through individual quality rather than positional play or crossing. The data paints a clear picture.

How You Create Danger

Your primary weapon is the dribble. Of all U17 wingers, you have the highest ratio of "dribbles into box per take-on" — meaning when you beat your man, you drive into dangerous areas rather than passing or crossing. Your **13 dribbles into the box** (1.4 per match in U17) placed you among the most penetrative dribblers in the competition.

You supplement this with intelligent off-ball movement. Your **77 underlapping runs** suggest you frequently make diagonal runs inside the full-back, arriving in central areas between the lines. This is a more sophisticated movement than a traditional winger's overlapping run, and both your assists originated from this pattern.

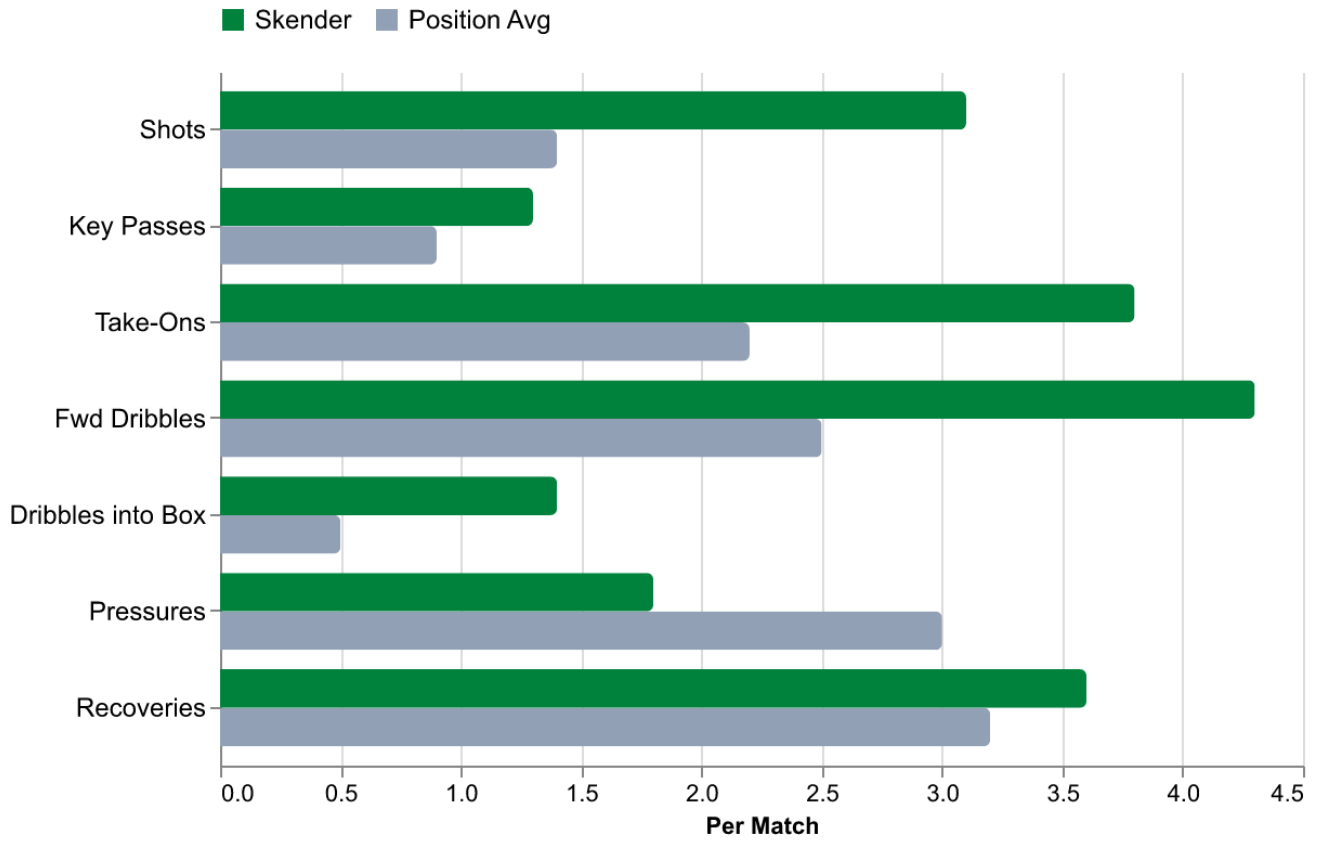
Where You Operate

You received the ball in the **final third 114 times** across 12 matches and in the **assist zone 59 times**. You are a player who wants the ball in advanced positions. Your 20 box receptions in U17 show that you regularly get into the penalty area.

Your Shot Profile

Your 27 shots came from a variety of positions, with a cluster around the edge of the box on the left side — consistent with a left-footed winger cutting inside. You also showed willingness to shoot from distance and to attack crosses with headers. Your shot accuracy of 59% is strong, and your conversion rate of 5 goals from 27 shots (18.5%) reflects genuine finishing quality.

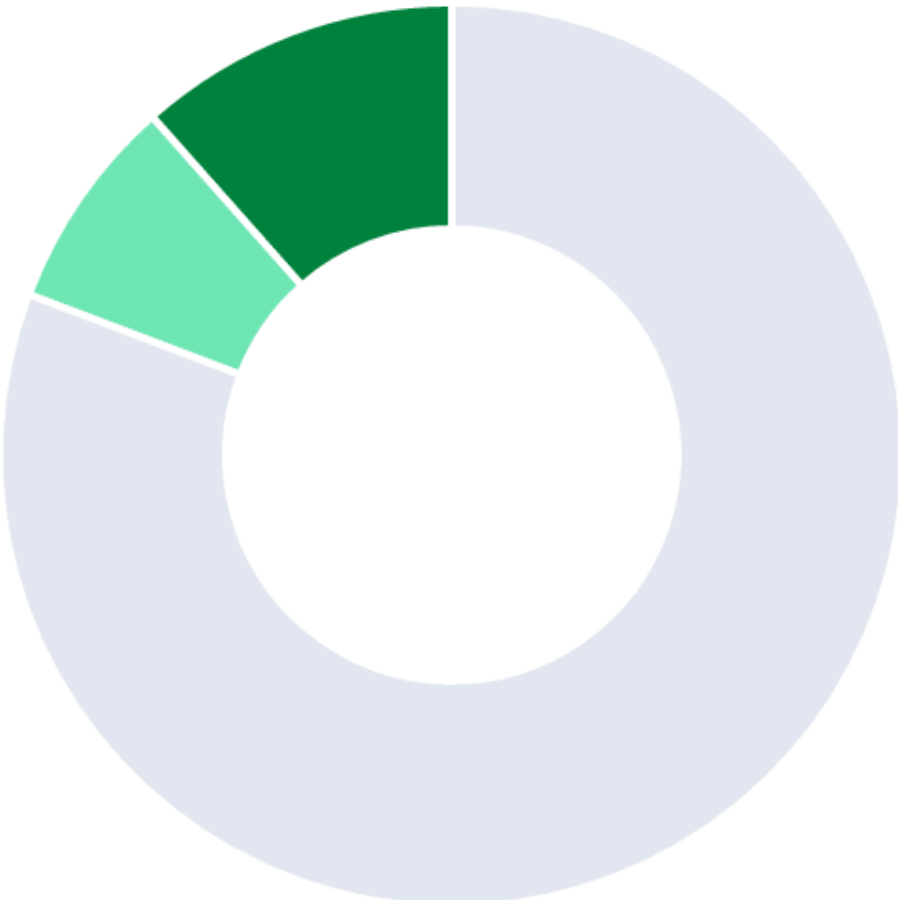
Alexandros Skender vs U17 Winger Average (Per Match)



Your Contribution to the Team

In U17, you were directly involved in **5 of Omonoia's 26 goals** (19.2%) — 3 goals and 2 assists — despite playing only 8 of the team's 13 analysed matches. That means you contributed to roughly 1 in every 5 goals while being available for just over half the matches.

Share of Omonia U17 Goals (8 of 13 matches)



● Skender Goals ● Skender Assists ● Other Team Goals

Your Development Goals

Based on this season's data, here are four specific, measurable targets for the next period of your development.

1. Improve Aerial Duel Win Rate to 50%

Currently at 33% (4 of 12). Focus on jump timing, body positioning, and attacking the ball at its highest point. Practice heading from crosses delivered at different heights and angles.

2. Increase Pressing Actions to 3+ Per Match

Currently at 1.8 per match (position average: 3.0). Recognise pressing triggers: opponent's back-pass, heavy touch, turned back. Even 1-2 extra pressures per match would bring you in line with expectations and create high turnovers.

3. Improve Crossing Accuracy to 40%+

Currently at 37.5% (6 of 16). Practice crossing after beating your man — this is the game situation you face most often. Vary your delivery: driven low, cut-back, whipped to the back post.

4. Maintain Take-On Success Above 75%

Currently at 83.3% in U17. As you step up to U19 permanently, the quality of defenders will increase. The target is to sustain a high success rate even against stronger opposition. Continue being decisive — commit early and accelerate past your man.

Summary

Alexandros, this has been a season of real promise. Your numbers tell the story of a player with **elite dribbling ability**, **clinical finishing**, and **intelligent movement** — three qualities that are difficult to coach and that separate the best attacking players from the rest.

Your 84% take-on success rate at high volume is the standout statistic of your season. Very few wingers at any level combine that frequency of dribbling with that success rate. Paired with your goal overperformance (5 goals from 2.65 xG), your profile is that of a direct, dangerous attacker who makes things happen.

The step-up to U19 — where you scored 2 goals in 4 substitute appearances — is a strong indication that your qualities translate against older, more physical opponents. Continuing to develop at that level will test and sharpen your game.

The areas to work on are clear and achievable: aerial duels, pressing intensity, and crossing accuracy. These are not weaknesses that undermine your game — they are gaps that, if closed, would make you a significantly more complete player. A winger who can dribble, finish, press, win headers, and deliver crosses is a winger who can play at the highest level.

Keep backing yourself. The data says you should.

Methodology Note

This report is based on 12 analysed matches: 8 from the Cyprus U17 Division 1 and 4 from the Cyprus U19 Division 1 (season 2025/2026). Not every match played during the season was analysed — the team played additional fixtures beyond those covered here. All per-match rates are calculated from the analysed matches only. Comparisons to positional averages are based on all U17 Division 1 wingers (LW/RW) with 3 or more analysed appearances.